

INJ 2113-T - Injector



1004066

<https://www.phoenixcontact.com/gb/products/1004066>

Please be informed that the data shown in this PDF document is generated from our online catalog. Please find the complete data in the user documentation. Our general terms of use for downloads are valid.



PoE injector, 60 W, RJ45 jack on Push-in terminal blocks, 10/100/1000 Mbps, DIN rail mounting, IP20, potential separation, shield contacting with strain relief, shield current monitoring, surge protection

Product description

The midspan injectors connect Ethernet devices without PoE (e.g., switches) to PoE-capable end devices (e.g., IP cameras). As power sourcing equipment (PSE), the injector supplies the required power to a powered device (PD) via the data cable. The injector and end device negotiate the electrical power requirements autonomously.

Your advantages

- Extended temperature range of -40 °C ... +75 °C
- Fast connection of the PoE cable
- Wiring space covered with front panel cover
- Integrated surge protection to ensure high system availability
- Electrical isolation of the internal power supply unit for protection against short circuits on the PoE side
- 10/100/1000 Mbps

Commercial data

Item number	1004066
Packing unit	1 pc
Minimum order quantity	1 pc
Sales key	DNC351
Product key	DNC351
GTIN	4055626472362
Weight per piece (including packing)	465.51 g
Weight per piece (excluding packing)	338.18 g
Customs tariff number	85044083
Country of origin	DE


INJ 2113-T - Injector

1004066

<https://www.phoenixcontact.com/gb/products/1004066>

Technical data

Dimensions

Dimensional drawing	
Width	30.2 mm
Height	130 mm
Depth	120 mm

Notes

Note on application

Note on application	Only for industrial use
---------------------	-------------------------

Utilization restriction

CCCex note	Use in potentially explosive areas is not permitted in China.
------------	---

Material specifications

Color (Housing)	light gray (RAL 7035)
Material (Housing)	Plastic
Flammability rating according to UL 94	V0

Mounting

Mounting type	DIN rail mounting
Mounting position	vertical

Interfaces

Basic functions	PSE/Midspan, compliant with IEEE 802.3af, at
-----------------	--

Data: Power over Ethernet

Serial transmission speed	10/100/1000 Mbps
Frequency range	125 MHz
Connection method	Push-in connection
Note on the connection method	CAT5e
No. of channels	1
Pin assignment	1:1
Transmission length	100 m (including patch cables)
Single conductor/terminal point, rigid	0.2 mm ² ... 1.5 mm ²
Single-wire/terminal point, flexible	0.2 mm ² ... 1.5 mm ²
Conductor cross-section, flexible, with ferrule, with plastic sleeve	0.25 mm ² ... 1.5 mm ² (only together with CRIMPFOX 6)

INJ 2113-T - Injector



1004066

<https://www.phoenixcontact.com/gb/products/1004066>

Conductor cross-section, flexible, with ferrule, without plastic sleeve	0.25 mm ² ... 1.5 mm ² (only together with CRIMPFOX 6)
Max. AWG conductor cross-section, flexible	16
Min. AWG conductor cross-section, flexible	26
Single-wire/terminal point, rigid AWG max.	16
Single-wire/terminal point, rigid AWG min.	26
Stripping length	8 mm
Output nominal voltage	54 V DC (PoE)
Output power	60 W
Maximum output power	75 W (UL)

Data: Ethernet

Connection method	RJ45 jack
Note on the connection method	CAT5e

Product properties

IEC test classification	C2
MTTF	1797 Years (SN 29500 standard, temperature 25°C, operating cycle 21%)
	733 Years (SN 29500 standard, temperature 40°C, operating cycle 34.25%)
	283 Years (SN 29500 standard, temperature 40°C, operating cycle 100%)

Functions

Basic functions	PSE/Midspan, compliant with IEEE 802.3af, at
-----------------	--

Security functions

Basic functions	PSE/Midspan, compliant with IEEE 802.3af, at
-----------------	--

Electrical properties

Electrical isolation	VCC // SCM + FE // PoE
Maximum power dissipation for nominal condition	12 W (at 18 V DC)
	9 W (24 V DC ... 48 V DC)
Test voltage data interface/power supply	1.5 kV AC (50 Hz, 1 min.)

Supply

Supply voltage range	18 V DC ... 57 V DC
Nominal supply voltage	24 V DC (SELV/PELV, restrictions for ATEX applications)
	48 V DC
Max. current consumption	4.2 A
	2.73 A (24 V DC, Ex areas in accordance with UL-HazLoc)
	1.34 A (48 V DC, Ex areas in accordance with UL-HazLoc)
Power consumption	≤ 75 W
Protective circuit	Reverse polarity protection

Function

Designation	Shield current monitoring
-------------	---------------------------

INJ 2113-T - Injector



1004066

<https://www.phoenixcontact.com/gb/products/1004066>

Switch-on threshold	≥ 30 mA
Local diagnostics	Yellow LED
Precision	± 5 %
Response time	3 s
Current	≤ 2 A
Power consumption	270 mW (Shield current monitoring)

Connection data

Supply

Connection method	Push-in connection
Conductor cross-section, flexible, with ferrule, without plastic sleeve	0.25 mm ² ... 2.5 mm ²
Conductor cross-section, flexible, with ferrule, with plastic sleeve	0.25 mm ² ... 2.5 mm ²
Single conductor/terminal point, rigid	0.2 mm ² ... 2.5 mm ²
Single-wire/terminal point, flexible	0.2 mm ² ... 2.5 mm ²
Conductor cross-section, flexible [AWG]	20 ... 12

Environmental and real-life conditions

Ambient conditions

Degree of protection	IP20 (Manufacturer's declaration)
Ambient temperature (operation)	-40 °C ... 45 °C (75°C, observe derating)
Ambient temperature (storage/transport)	-40 °C ... 85 °C
Altitude	≤ 5000 m (For restrictions, see the manufacturer's declaration for altitude operation) ≤ 2000 m (Restrictions for ATEX applications)
Permissible humidity (operation)	10 % ... 95 % (non-condensing)
Air pressure (operation)	80 kPa ... 110 kPa (Restrictions for ATEX applications)

Standards and regulations

Standards/regulations	IEC 61643-21
-----------------------	--------------

Approvals

CE

Certificate	CE-compliant
-------------	--------------

ATEX

Identification	Ⓜ II 3G Ex ec nC IIC T4 Gc
Certificate	PxCIF19ATEX2703014X
Note	Please follow the special installation instructions in the documentation!

UL, USA/Canada

Identification	Class I, Zone 2, AEx nA IIC T4, Ex nA IIC Gc X T4 Class I, Div. 2, Groups A, B, C, D
----------------	---

INJ 2113-T - Injector



1004066

<https://www.phoenixcontact.com/gb/products/1004066>

UL, USA

Certificate	UL 60079-0 Ed. 6 / UL 60079-15 Ed. 4
-------------	--------------------------------------

UL, Canada

Certificate	CSA 22.2 No. 60079-0 Ed. 3 / CSA 22.2 No. 60079-15:16
-------------	---

Corrosive gas test

Identification	ISA-S71.04-1985 G3 Harsh Group A
----------------	----------------------------------

EMC data

Electromagnetic compatibility	Conformance with EMC Directive 2014/30/EU
	FCC Part 15B Class A
	CISPR 22

Electrostatic discharge

Standards/regulations	EN 61000-4-2
-----------------------	--------------

Electrostatic discharge

Contact discharge	± 6 kV (Test Level 3)
Discharge in air	± 8 kV (Test Level 3)
Indirect discharge	± 6 kV
Comments	Criterion B

Electromagnetic HF field

Standards/regulations	EN 61000-4-3
-----------------------	--------------

Electromagnetic HF field

Frequency range	80 MHz ... 3 GHz (Test Level 3)
Field intensity	10 V/m
Comments	Criterion A

Fast transients (burst)

Standards/regulations	EN 61000-4-4
-----------------------	--------------

Fast transients (burst)

Input	± 2.2 kV (1 minute)
Signal	± 2.2 kV (1 minute)
Comments	Criterion B

Surge current load (surge)

Standards/regulations	EN 61000-4-5
-----------------------	--------------

Surge current load (surge)

Input	± 0.5 kV
Signal	± 1 kV (Data line, asymmetrical) ± 2 kV (I/O cable on field side only, asymmetric)
Comments	Criterion B

Conducted interference

INJ 2113-T - Injector



1004066

<https://www.phoenixcontact.com/gb/products/1004066>

Standards/regulations	EN 61000-4-6
-----------------------	--------------

Conducted interference

Frequency range	0.15 MHz ... 80 MHz
Comments	Criterion A
Voltage	10 V

Emitted interference

Standards/regulations	EN 61000-6-4
Comments	Class A, industrial applications

Emitted interference

Standards/regulations	EN 61000-6-3
Comments	Class B, domain of use: residential and small commercial

Criteria

Criterion A	Normal operating behavior within the specified limits.
Criterion B	Temporary impairment to operational behavior that is corrected by the device itself.

System properties

Functionality

Basic functions	PSE/Midspan, compliant with IEEE 802.3af, at
-----------------	--

Signaling

Optical representation	Yellow LED
------------------------	------------

INJ 2113-T - Injector

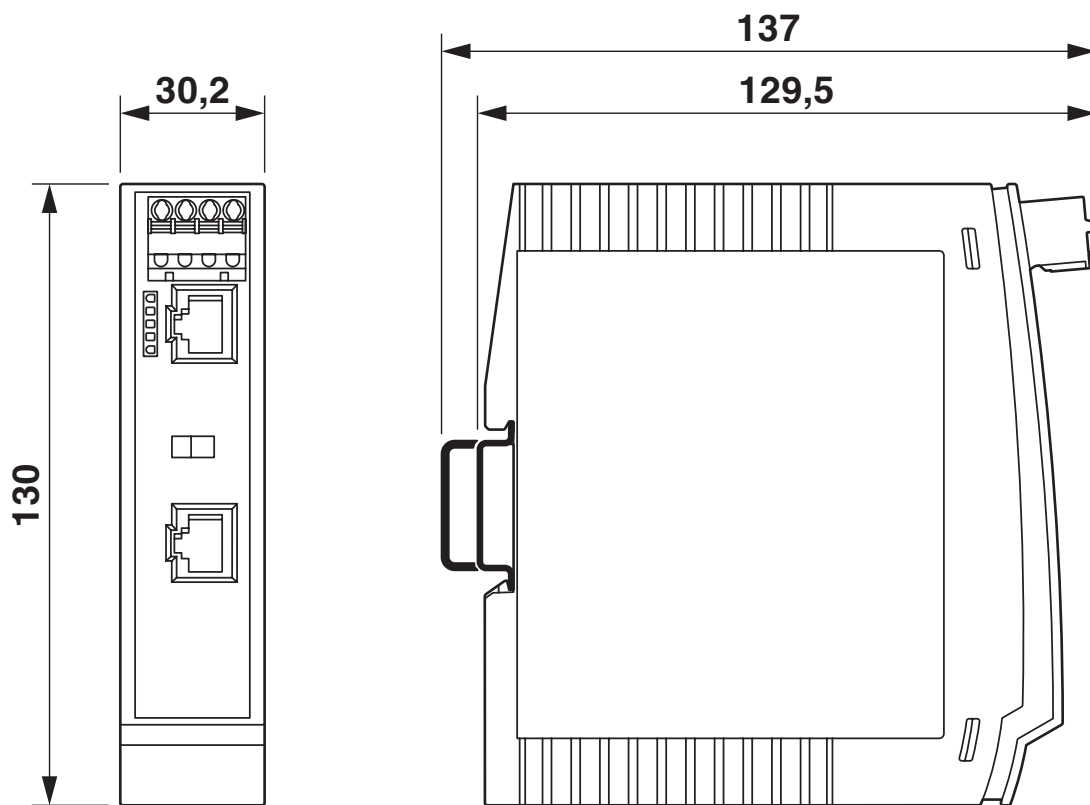
1004066

<https://www.phoenixcontact.com/gb/products/1004066>



Drawings

Dimensional drawing



Housing dimensions

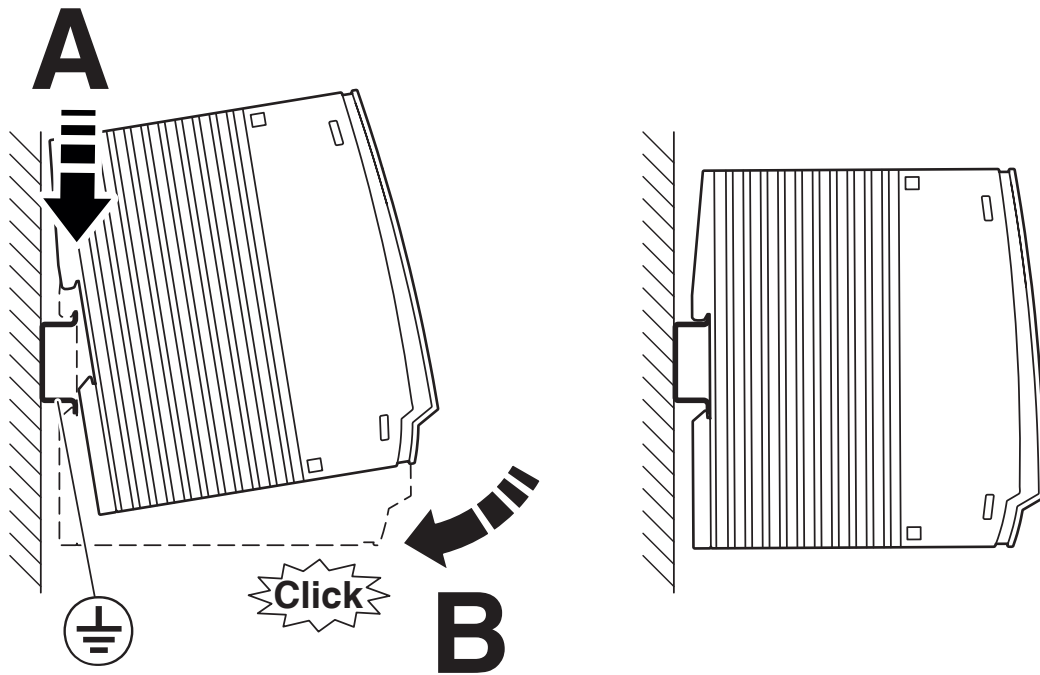
INJ 2113-T - Injector

1004066

<https://www.phoenixcontact.com/gb/products/1004066>



Schematic diagram



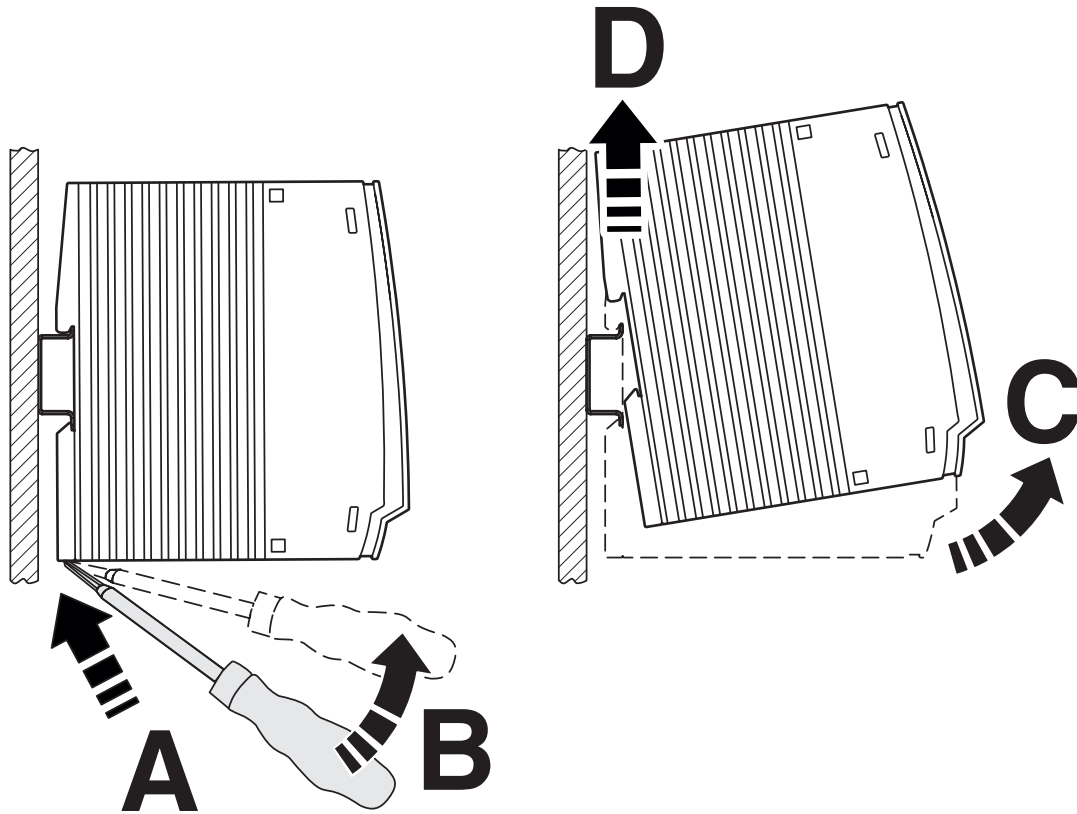
Mounting

INJ 2113-T - Injector

1004066

<https://www.phoenixcontact.com/gb/products/1004066>

Schematic diagram



Removal

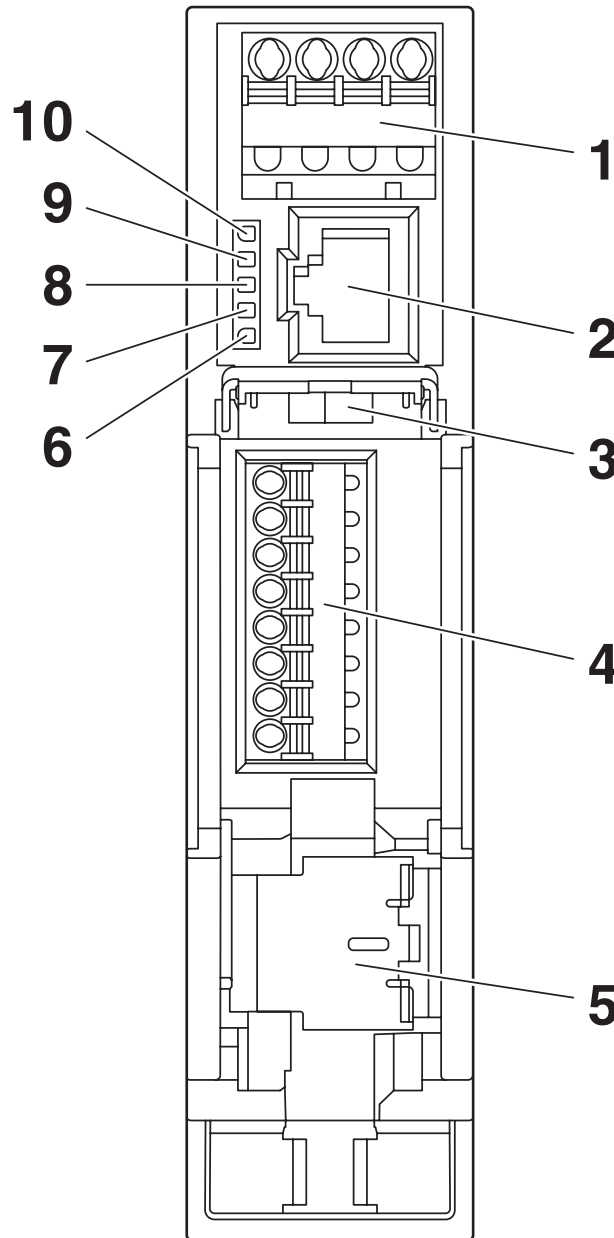
INJ 2113-T - Injector

1004066

<https://www.phoenixcontact.com/gb/products/1004066>



Schematic diagram



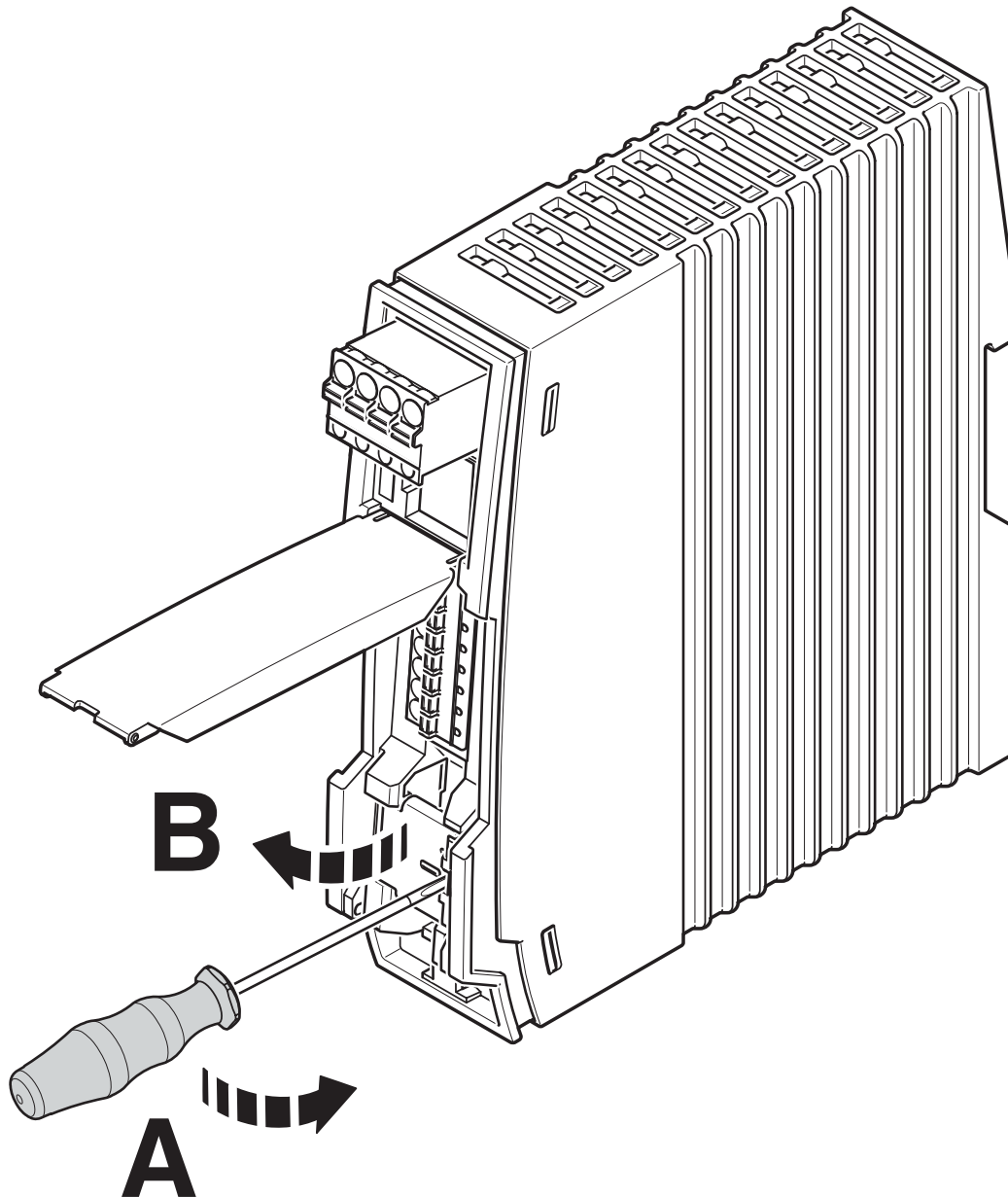
Front view

INJ 2113-T - Injector

1004066

<https://www.phoenixcontact.com/gb/products/1004066>

Schematic diagram



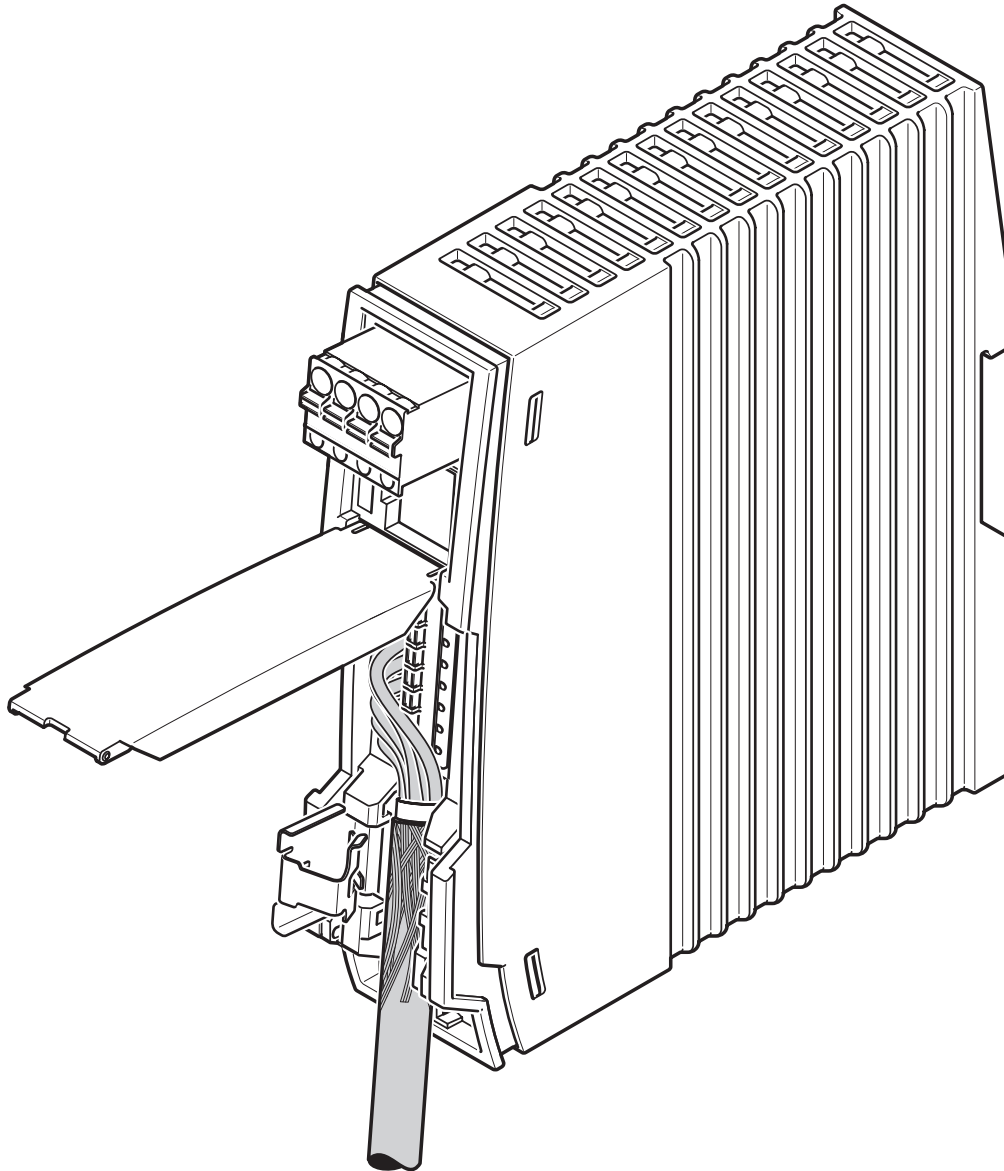
Open shield contact spring

INJ 2113-T - Injector

1004066

<https://www.phoenixcontact.com/gb/products/1004066>

Schematic diagram



Inserting the cable

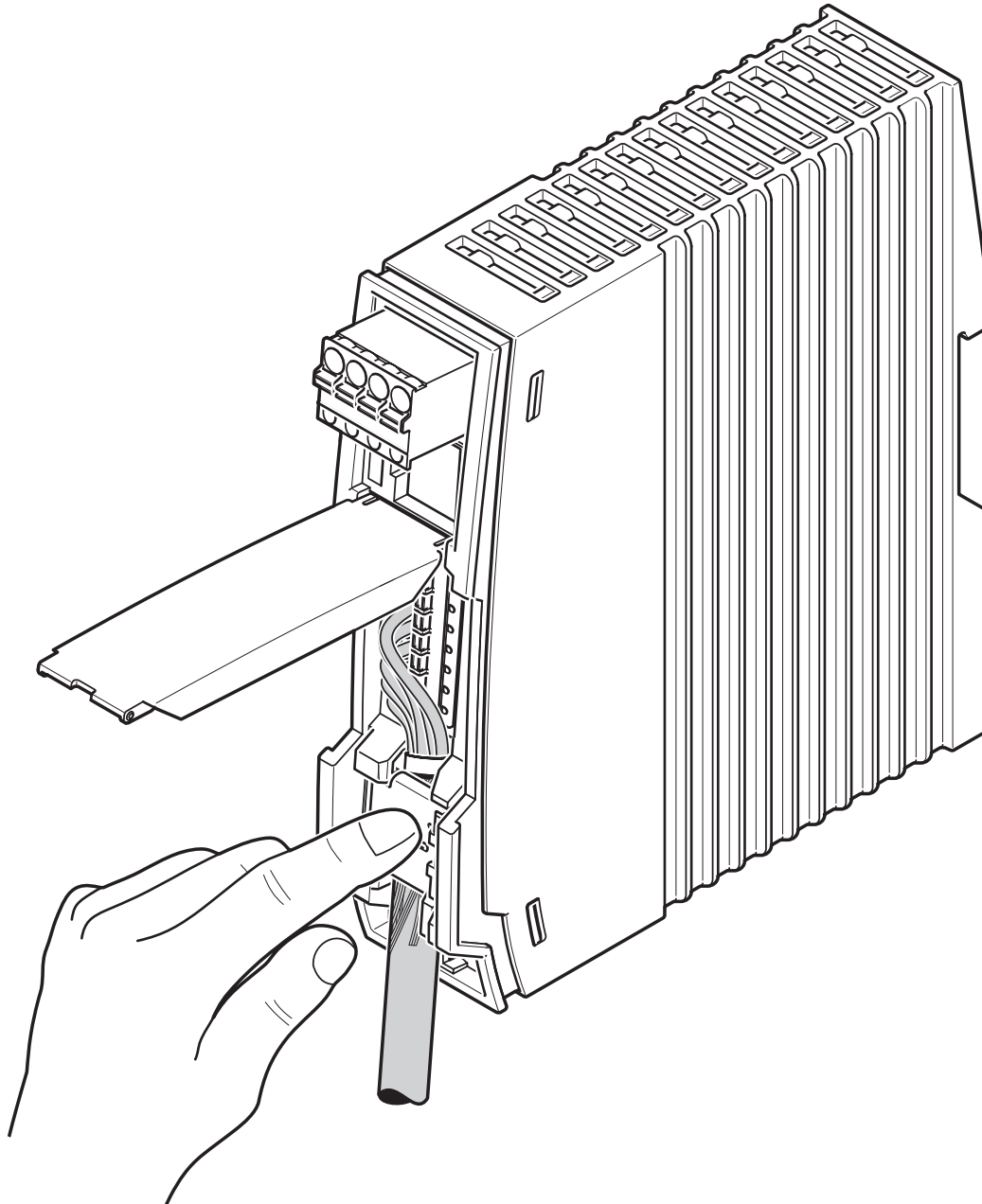
INJ 2113-T - Injector

1004066

<https://www.phoenixcontact.com/gb/products/1004066>



Schematic diagram



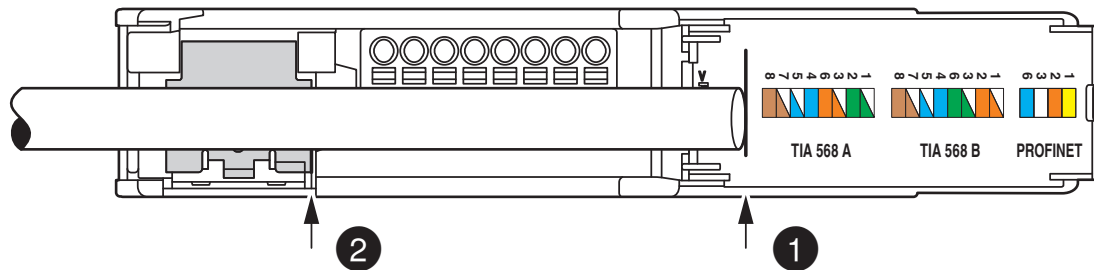
Close shield contact spring

INJ 2113-T - Injector

1004066

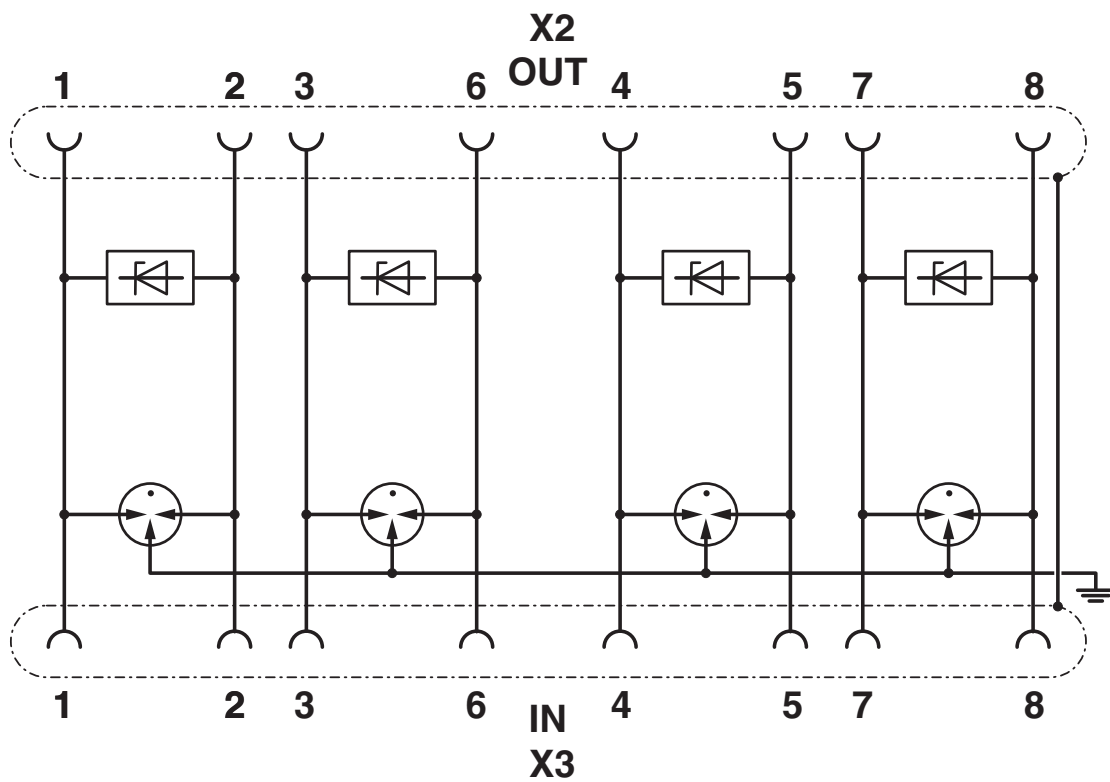
<https://www.phoenixcontact.com/gb/products/1004066>

Schematic diagram



Stripping length

Circuit diagram



Circuit diagram (surge protection only)

INJ 2113-T - Injector



1004066

<https://www.phoenixcontact.com/gb/products/1004066>

Approvals

To download certificates, visit the product detail page: <https://www.phoenixcontact.com/gb/products/1004066>



cULus Listed

Approval ID: E238705



cULus Listed

Approval ID: E366272

INJ 2113-T - Injector



1004066

<https://www.phoenixcontact.com/gb/products/1004066>

Classifications

ECLASS

ECLASS-13.0	19170112
ECLASS-15.0	19170112

ETIM

ETIM 10.0	EC001128
-----------	----------

UNSPSC

UNSPSC 21.0	43223300
-------------	----------

INJ 2113-T - Injector



1004066

<https://www.phoenixcontact.com/gb/products/1004066>

Environmental product compliance

EU RoHS

Fulfills EU RoHS substance requirements	Yes
Exemption	6(c), 7(a), 7(c)-I

China RoHS

Environment friendly use period (EFUP)	EFUP-50
	An article-related China RoHS declaration table can be found in the download area for the respective article under "Manufacturer declaration". For all articles with EFUP-E, no China RoHS declaration table issued and required.

EU REACH SVHC

REACH candidate substance (CAS No.)	Lead(CAS: 7439-92-1)
SCIP	fed456f4-5350-497b-ae35-072afc06dbbb

EF3.1 Climate Change

CO2e kg	44.346 kg CO2e
---------	----------------

Phoenix Contact 2026 © - all rights reserved
<https://www.phoenixcontact.com>

PHOENIX CONTACT Ltd
Halesfield 13, Telford
Shropshire, TF7 4PG
01952 681700
info@phoenixcontact.co.uk