


PTI 2,5-PE/L/NT - Installation protective conductor terminal block



3213946

<https://www.phoenixcontact.com/gb/products/3213946>

Please be informed that the data shown in this PDF document is generated from our online catalog. Please find the complete data in the user documentation. Our general terms of use for downloads are valid.



Installation protective conductor terminal block, **Assembly instructions:**

For secure fastening of the neutral busbar, supports must be set at the beginning and end of each terminal strip as well as every 20 cm on longer terminal strips., nom. voltage: 400 V, nominal current: 24 A, Push-in connection, 1st, 2nd and 3rd level, Rated cross section: 2.5 mm², cross section: 0.14 mm² - 4 mm², mounting type: NS 35/7,5, NS 35/15, color: gray

Your advantages

- Compatible with all Phoenix Contact installation terminal blocks
- Each terminal point can be clearly labeled and easily recognized in every terminal block mounting position
- As well as the testing facility in the function shaft, each terminal point has a test contact
- Double function shafts on all levels
- Compact design tailored to distribution boards
- The new Push-in connection technology enables easy, direct insertion of solid and stranded conductors with ferrules with a cross section of 0.34 mm² or higher

Commercial data

Item number	3213946
Packing unit	50 pc
Minimum order quantity	50 pc
Sales key	BE2253
Product key	BE2253
GTIN	4046356609661
Weight per piece (including packing)	18.38 g
Weight per piece (excluding packing)	17.646 g
Customs tariff number	85369010
Country of origin	DE

PTI 2,5-PE/L/NT - Installation protective conductor terminal block



3213946

<https://www.phoenixcontact.com/gb/products/3213946>

Technical data

Notes

General	Assembly instructions: For secure fastening of the neutral busbar, supports must be set at the beginning and end of each terminal strip as well as every 20 cm on longer terminal strips.
---------	---

Product properties

Number of connections	5
Number of rows	3
Potentials	2

Insulation characteristics

Overvoltage category	III
Degree of pollution	3

Electrical properties

Rated surge voltage	4 kV
	6 kV
Maximum power dissipation for nominal condition	1.02 W
Current carrying capacity of the neutral busbar	140 A

Connection data

Grounding foot	Yes
Number of connections per level	2
Nominal cross section	2.5 mm ²

1st, 2nd and 3rd level

Connection method	Push-in connection
Note	Please observe the current carrying capacity of the DIN rails.
Stripping length	8 mm ... 10 mm
Internal cylindrical gage	A3
Conductor cross-section rigid	0.14 mm ² ... 4 mm ²
Cross section AWG	26 ... 12 (converted acc. to IEC)
Conductor cross-section flexible	0.14 mm ² ... 4 mm ²
Conductor cross-section, flexible [AWG]	26 ... 12 (converted acc. to IEC)
Conductor cross-section flexible (ferrule without plastic sleeve)	0.14 mm ² ... 2.5 mm ²
Flexible conductor cross-section (ferrule with plastic sleeve)	0.14 mm ² ... 2.5 mm ²
Nominal cross section	2.5 mm ²
Nominal current	24 A (with 4 mm ² conductor cross-section)
Maximum load current	30 A (with 4 mm ² conductor cross-section and 3-pos. terminal block)
	400 V (phase conductor/phase conductor)

PTI 2,5-PE/L/NT - Installation protective conductor terminal block



3213946

<https://www.phoenixcontact.com/gb/products/3213946>

Nominal voltage	250 V (phase conductor/PE)
	250 V (phase conductor/N)

1st, 2nd and 3rd level Connection cross sections directly pluggable

Conductor cross-section rigid	0.34 mm ² ... 4 mm ²
Conductor cross-section flexible (ferrule without plastic sleeve)	0.34 mm ² ... 2.5 mm ²
Flexible conductor cross-section (ferrule with plastic sleeve)	0.34 mm ² ... 2.5 mm ²

Dimensions

Width	5.2 mm
End cover width	2.2 mm
Height	101 mm
Depth	48.6 mm
Depth on NS 35/7,5	50.5 mm
Depth on NS 35/15	58 mm

Material specifications

Color	gray (RAL 7042)
Flammability rating according to UL 94	V0
Insulating material group	I
Insulating material	PA
Static insulating material application in cold	-60 °C
Temperature index of insulation material (DIN EN 60216-1 (VDE 0304-21))	125 °C
Relative insulation material temperature index (Elec., UL 746 B)	130 °C
Fire protection for rail vehicles (DIN EN 45545-2) R22	HL 1 - HL 3
Fire protection for rail vehicles (DIN EN 45545-2) R23	HL 1 - HL 3
Fire protection for rail vehicles (DIN EN 45545-2) R24	HL 1 - HL 3
Fire protection for rail vehicles (DIN EN 45545-2) R26	HL 1 - HL 3
Calorimetric heat release NFPA 130 (ASTM E 1354)	27,5 MJ/kg
Surface flammability NFPA 130 (ASTM E 162)	passed
Specific optical density of smoke NFPA 130 (ASTM E 662)	passed
Smoke gas toxicity NFPA 130 (SMP 800C)	passed

Electrical tests

Surge voltage test

Test voltage setpoint	7.3 kV
Result	Test passed

Temperature-rise test

Requirement temperature-rise test	Increase in temperature ≤ 45 K
Result	Test passed
Short-time withstand current 4 mm ²	0.48 kA
	0.48 kA

PTI 2,5-PE/L/NT - Installation protective conductor terminal block



3213946

<https://www.phoenixcontact.com/gb/products/3213946>

Result	Test passed
Power-frequency withstand voltage	
Test voltage setpoint	1.89 kV
Result	Test passed

Mechanical properties

Mechanical data	
Open side panel	Yes

Mechanical tests

Mechanical strength	
Result	Test passed

Attachment on the carrier	
DIN rail/fixing support	NS 35
Test force setpoint	1 N
Result	Test passed

Test for conductor damage and slackening	
Rotation speed	10 rpm
Revolutions	135
Conductor cross-section/weight	0.14 mm ² / 0.2 kg 4 mm ² / 0.9 kg
Result	Test passed

Environmental and real-life conditions

Aging	
Temperature cycles	192
Result	Test passed

Needle-flame test	
Time of exposure	30 s
Result	Test passed

Oscillation/broadband noise	
Specification	DIN EN 50155 (VDE 0115-200):2008-03
Spectrum	Long life test category 1, class B, body mounted
Frequency	$f_1 = 5 \text{ Hz}$ to $f_2 = 150 \text{ Hz}$
ASD level	0.964 (m/s ²) ² /Hz
Acceleration	0.58g
Test duration per axis	5 h
Test directions	X-, Y- and Z-axis
Result	Test passed

PTI 2,5-PE/L/NT - Installation protective conductor terminal block



3213946

<https://www.phoenixcontact.com/gb/products/3213946>

Shocks

Specification	DIN EN 50155 (VDE 0115-200):2008-03
Pulse shape	Half-sine
Acceleration	5g
Shock duration	30 ms
Number of shocks per direction	3
Test directions	X-, Y- and Z-axis (pos. and neg.)
Result	Test passed

Ambient conditions

Ambient temperature (operation)	-60 °C ... 110 °C (Operating temperature range incl. self-heating; for max. short-term operating temperature, see RTI Elec.)
Ambient temperature (storage/transport)	-25 °C ... 60 °C (for a short time, not exceeding 24 h, -60 °C to +70 °C)
Ambient temperature (assembly)	-5 °C ... 70 °C
Ambient temperature (actuation)	-5 °C ... 70 °C
Permissible humidity (operation)	20 % ... 90 %
Permissible humidity (storage/transport)	30 % ... 70 %

Mounting

Mounting type	NS 35/7,5
	NS 35/15

PTI 2,5-PE/L/NT - Installation protective conductor terminal block

3213946

<https://www.phoenixcontact.com/gb/products/3213946>

Drawings

Circuit diagram



PTI 2,5-PE/L/NT - Installation protective conductor terminal block





3213946


<https://www.phoenixcontact.com/gb/products/3213946>


Approvals


To download certificates, visit the product detail page: <https://www.phoenixcontact.com/gb/products/3213946>

 CSA Approval ID: 2030668				
	Nominal voltage U_N	Nominal current I_N	Cross section AWG	Cross section mm^2
B	300 V	20 A	26 - 12	-
C	150 V	20 A	26 - 12	-
D	300 V	10 A	26 - 12	-

 IECEE CB Scheme Approval ID: DE1-62955				
---	--	--	--	--

 EAC Approval ID: RU C-DE.BL08.B.00644				
---	--	--	--	--

 cULus Recognized Approval ID: E60425				
	Nominal voltage U_N	Nominal current I_N	Cross section AWG	Cross section mm^2
B	300 V	20 A	26 - 12	-
PE connection	-	-	26 - 12	-
D	300 V	10 A	26 - 12	-
PE connection	-	-	26 - 12	-

 IECEE CB Scheme Approval ID: DE1-57041				
	Nominal voltage U_N	Nominal current I_N	Cross section AWG	Cross section mm^2
keine	-	24 A	-	-

 VDE Zeichengenehmigung Approval ID: 40037480				
--	--	--	--	--

PTI 2,5-PE/L/NT - Installation protective conductor terminal block



3213946

<https://www.phoenixcontact.com/gb/products/3213946>

DNV

Approval ID: TAE00001BU

ERC

EAC

Approval ID: KZ7500651131219505

PTI 2,5-PE/L/NT - Installation protective conductor terminal block



3213946

<https://www.phoenixcontact.com/gb/products/3213946>

Classifications

ECLASS

ECLASS-13.0	27250110
ECLASS-15.0	27250110

ETIM

ETIM 10.0	EC001329
-----------	----------

UNSPSC

UNSPSC 21.0	39121400
-------------	----------

PTI 2,5-PE/L/NT - Installation protective conductor terminal block



3213946

<https://www.phoenixcontact.com/gb/products/3213946>

Environmental product compliance

EU RoHS

Fulfills EU RoHS substance requirements	Yes, No exemptions
---	--------------------

China RoHS

Environment friendly use period (EFUP)	EFUP-E
	No hazardous substances above the limits

EU REACH SVHC

REACH candidate substance (CAS No.)	No substance above 0.1 wt%
-------------------------------------	----------------------------

EF3.1 Climate Change

CO2e kg	0.122 kg CO2e
---------	---------------

Phoenix Contact 2026 © - all rights reserved
<https://www.phoenixcontact.com>

PHOENIX CONTACT Ltd
Halesfield 13, Telford
Shropshire, TF7 4PG
01952 681700
info@phoenixcontact.co.uk