


PTIO 1,5/S/4-PE - Initiator/actuator terminal block



3244465

<https://www.phoenixcontact.com/gb/products/3244465>

Please be informed that the data shown in this PDF document is generated from our online catalog. Please find the complete data in the user documentation. Our general terms of use for downloads are valid.



Initiator/actuator terminal block, with protective conductor function, nom. voltage: 250 V, nominal current: 13.5 A, number of connections: 5, connection method: Push-in connection, Rated cross section: 1.5 mm², cross section: 0.14 mm² - 1.5 mm², mounting type: NS 35/7,5, NS 35/15, color: gray

Your advantages

- The Push-in connection terminal blocks are characterized by the system features of the CLIPLINE complete system and by easy and tool-free wiring of conductors with ferrules or solid conductors
- The compact design and front connection enable wiring in a confined space

Commercial data

Item number	3244465
Packing unit	50 pc
Minimum order quantity	50 pc
Sales key	BE2218
Product key	BE2218
GTIN	4046356735889
Weight per piece (including packing)	10.736 g
Weight per piece (excluding packing)	9.74 g
Customs tariff number	85369010
Country of origin	PL

PTIO 1,5/S/4-PE - Initiator/actuator terminal block



3244465

<https://www.phoenixcontact.com/gb/products/3244465>

Technical data

Product properties

Number of connections	5
Number of rows	4
Potentials	4

Insulation characteristics

Overvoltage category	III
Degree of pollution	3

Electrical properties

Rated surge voltage	4 kV
Maximum power dissipation for nominal condition	0.56 W

Connection data

Grounding foot	Yes
Number of connections per level	2
Nominal cross section	1.5 mm ²
Rated cross section AWG	14
Connection method	Push-in connection
Note	Please observe the current carrying capacity of the DIN rails.
Stripping length	8 mm ... 10 mm
Internal cylindrical gage	A1 / B1
Connection in acc. with standard	IEC 60947-7-1/IEC 60947-7-2
Conductor cross-section rigid	0.14 mm ² ... 1.5 mm ²
Cross section AWG	26 ... 16 (converted acc. to IEC)
Conductor cross-section flexible	0.14 mm ² ... 1.5 mm ²
Conductor cross-section, flexible [AWG]	26 ... 16 (converted acc. to IEC)
Conductor cross-section flexible (ferrule without plastic sleeve)	0.14 mm ² ... 1.5 mm ²
Flexible conductor cross-section (ferrule with plastic sleeve)	0.14 mm ² ... 1 mm ² (Using the AI-S 1-8 TQ ferrule, Item No. 1200293, is recommended)
Nominal cross section	1.5 mm ²
Nominal current	13.5 A
Maximum load current	13.5 A
Nominal voltage	250 V

Connection cross sections directly pluggable

Conductor cross-section rigid	0.25 mm ² ... 1.5 mm ²
Conductor cross-section flexible (ferrule without plastic sleeve)	0.34 mm ² ... 1.5 mm ²
Flexible conductor cross-section (ferrule with plastic sleeve)	0.34 mm ² ... 1 mm ²

Dimensions

Width	3.5 mm
End cover width	2.2 mm

PTIO 1,5/S/4-PE - Initiator/actuator terminal block



3244465

<https://www.phoenixcontact.com/gb/products/3244465>

Height	90.8 mm
Depth	40 mm
Depth on NS 35/7,5	41.5 mm
Depth on NS 35/15	48.5 mm

Material specifications

Color	gray (RAL 7042)
Flammability rating according to UL 94	V0
Insulating material group	I
Insulating material	PA
Static insulating material application in cold	-60 °C
Temperature index of insulation material (DIN EN 60216-1 (VDE 0304-21))	130 °C
Relative insulation material temperature index (Elec., UL 746 B)	130 °C
Fire protection for rail vehicles (DIN EN 45545-2) R22	HL 1 - HL 3
Fire protection for rail vehicles (DIN EN 45545-2) R23	HL 1 - HL 3
Fire protection for rail vehicles (DIN EN 45545-2) R24	HL 1 - HL 3
Fire protection for rail vehicles (DIN EN 45545-2) R26	HL 1 - HL 3
Calorimetric heat release NFPA 130 (ASTM E 1354)	28 MJ/kg
Surface flammability NFPA 130 (ASTM E 162)	passed
Specific optical density of smoke NFPA 130 (ASTM E 662)	passed
Smoke gas toxicity NFPA 130 (SMP 800C)	passed

Electrical tests

Surge voltage test

Test voltage setpoint	4.8 kV
Result	Test passed
Short-time withstand current 1.5 mm ²	0.8 kA
Result	Test passed

Power-frequency withstand voltage

Test voltage setpoint	1.5 kV
Result	Test passed

Mechanical properties

Mechanical data

Open side panel	Yes
-----------------	-----

Mechanical tests

Mechanical strength

Result	Test passed
--------	-------------

Attachment on the carrier

DIN rail/fixing support	NS 35
-------------------------	-------

PTIO 1,5/S/4-PE - Initiator/actuator terminal block



3244465

<https://www.phoenixcontact.com/gb/products/3244465>

Test force setpoint	1 N
Result	Test passed

Test for conductor damage and slackening

Rotation speed	10 rpm
Revolutions	135
Conductor cross-section/weight	0.14 mm ² / 0.2 kg 1.5 mm ² / 0.4 kg
Result	Test passed

Environmental and real-life conditions

Aging

Temperature cycles	192
Result	Test passed

Needle-flame test

Time of exposure	30 s
Result	Test passed

Oscillation/broadband noise

Specification	DIN EN 50155 (VDE 0115-200):2008-03
Spectrum	Long life test category 2, bogie-mounted
Frequency	$f_1 = 5 \text{ Hz}$ to $f_2 = 250 \text{ Hz}$
ASD level	6.12 (m/s ²) ² /Hz
Acceleration	3.12g
Test duration per axis	5 h
Test directions	X-, Y- and Z-axis
Result	Test passed

Shocks

Specification	DIN EN 50155 (VDE 0115-200):2008-03
Pulse shape	Half-sine
Acceleration	30g
Shock duration	18 ms
Number of shocks per direction	3
Test directions	X-, Y- and Z-axis (pos. and neg.)
Result	Test passed

Ambient conditions

Ambient temperature (operation)	-60 °C ... 110 °C (Operating temperature range incl. self-heating; for max. short-term operating temperature, see RTI Elec.)
Ambient temperature (storage/transport)	-25 °C ... 60 °C (for a short time, not exceeding 24 h, -60 °C to +70 °C)
Ambient temperature (assembly)	-5 °C ... 70 °C
Ambient temperature (actuation)	-5 °C ... 70 °C
Permissible humidity (operation)	20 % ... 90 %

PTIO 1,5/S/4-PE - Initiator/actuator terminal block



3244465

<https://www.phoenixcontact.com/gb/products/3244465>

Permissible humidity (storage/transport)	30 % ... 70 %
--	---------------

Standards and regulations

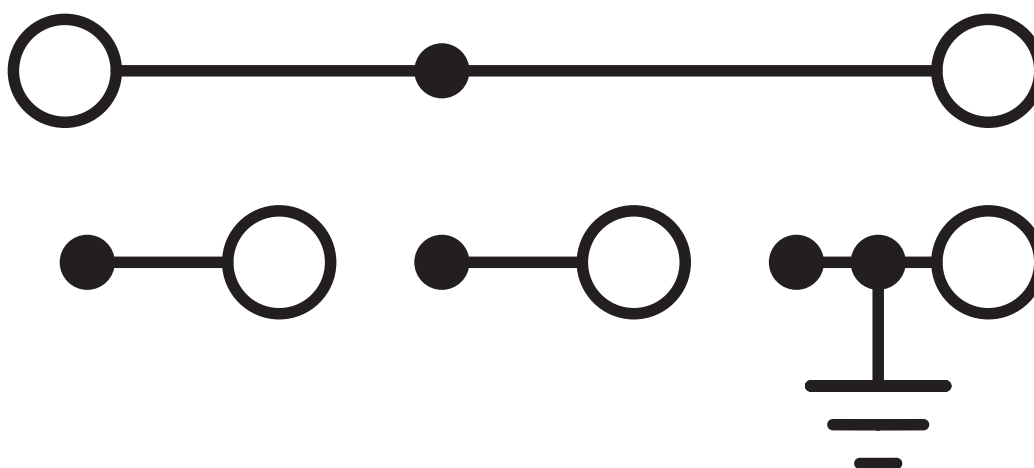
Connection in acc. with standard	IEC 60947-7-1/IEC 60947-7-2
----------------------------------	-----------------------------

Mounting

Mounting type	NS 35/7,5
	NS 35/15

Drawings

Circuit diagram



PTIO 1,5/S/4-PE - Initiator/actuator terminal block



3244465


<https://www.phoenixcontact.com/gb/products/3244465>


Approvals

To download certificates, visit the product detail page: <https://www.phoenixcontact.com/gb/products/3244465>

 CSA Approval ID: 13631				
	Nominal voltage U_N	Nominal current I_N	Cross section AWG	Cross section mm^2
B	300 V	10 A	26 - 14	-
C	150 V	15 A	26 - 14	-
D	300 V	10 A	26 - 14	-

 EAC Approval ID: RU C-DE.BL08.B.00644				
---	--	--	--	--

 cULus Recognized Approval ID: E60425				
	Nominal voltage U_N	Nominal current I_N	Cross section AWG	Cross section mm^2
B	300 V	15 A	26 - 14	-
PE connection	-	-	26 - 14	-
C	150 V	15 A	26 - 14	-
PE connection	-	-	26 - 14	-
D	300 V	10 A	26 - 14	-
PE connection	-	-	26 - 14	-

 EAC Approval ID: KZ7500651131219505				
---	--	--	--	--

PTIO 1,5/S/4-PE - Initiator/actuator terminal block



3244465

<https://www.phoenixcontact.com/gb/products/3244465>

Classifications

ECLASS

ECLASS-13.0	27250112
ECLASS-15.0	27250112

ETIM

ETIM 10.0	EC000900
-----------	----------

UNSPSC

UNSPSC 21.0	39121400
-------------	----------

PTIO 1,5/S/4-PE - Initiator/actuator terminal block



3244465

<https://www.phoenixcontact.com/gb/products/3244465>

Environmental product compliance

EU RoHS

Fulfills EU RoHS substance requirements	Yes, No exemptions
---	--------------------

China RoHS

Environment friendly use period (EFUP)	EFUP-E
	No hazardous substances above the limits

EU REACH SVHC

REACH candidate substance (CAS No.)	No substance above 0.1 wt%
-------------------------------------	----------------------------

EF3.1 Climate Change

CO2e kg	0.065 kg CO2e
---------	---------------

Phoenix Contact 2026 © - all rights reserved
<https://www.phoenixcontact.com>

PHOENIX CONTACT Ltd
Halesfield 13, Telford
Shropshire, TF7 4PG
01952 681700
info@phoenixcontact.co.uk