SIEMENS

Data sheet 3WL1112-2AA31-1AA2

fixed-mount non-aut. circuit-b. 3-pole, size I, IEC In=1250A to 690V, AC50/60Hz Icu=55kA at 500V rear connection vertical without overcurrent release With manual operating mechanism with storage with mechanical request without 1st auxiliary release without 2nd auxiliary release 2NO+2NC

Model	
design of the product	IEC 60947-2
design of the actuating element	Pushbutton
type of the driving mechanism	Manual operating mechanism with mechanical closing
type of the driving mechanism / motor drive	No
design of the overcurrent release	without
General technical data	
number of poles	3
size of the circuit-breaker	1
utilization category	B
Voltage	
insulation voltage / rated value	1 000 V
operating voltage	
● at AC / at 50/60 Hz / rated value	690 V
Protection class	
protection class IP	IP20
protection class IP / on the front	IP20
protection function of the overcurrent release	without
Dissipation	
power loss [W]	
● for rated value of the current / at AC / in hot operating state / per pole	35 W
● maximum	105 W
Main circuit	
operating frequency	
● 1 / rated value	50 Hz
● 2 / rated value	60 Hz
Auxiliary circuit	
number of NC contacts / for auxiliary contacts	2
number of NO contacts / for auxiliary contacts	2
Suitability	
suitability for use	Contact unit without release
Product details	
product component	
● **trip indicator**	No
● voltage trigger	No
● undervoltage release	No
design of the auxiliary switch	2 NO + 2 NC
product extension / optional / motor drive	Yes
Product function	
product function	
● grounding protection	No
Display and operation	
display version	without display
Short circuit	
operating short-circuit current breaking capacity (Ics)	
● at 415 V / rated value	55 kA
● at 500 V / rated value	55 kA

Subject to change without notice
© Copyright Siemens

● at 690 V / rated value	42 kA
maximum short-circuit current breaking capacity (Icu)	
● at 415 V / rated value	55 kA
● at 500 V / rated value	55 kA
● at 690 V / rated value	42 kA
Connections	
arrangement of electrical connectors / for main current circuit	Main terminal on the rear vertical
type of electrical connection / for main current circuit	busbar connection
Mechanical Design	
height	439.5 mm
width	320 mm
depth	390.5 mm
fastening method	fixed mounting
Net Weight	43 kg
Environmental conditions	
ambient temperature / during operation	
● minimum	-25 °C
● maximum	70 °C
ambient temperature / during storage	
● minimum	-40 °C
● maximum	70 °C
Further information	

Information on the packaging
https://support.industry.siemens.com/cs/ww/en/view/109813875
Information for data generation and storage
https://support.industry.siemens.com/cs/ww/en/view/109995012
Information- and Downloadcenter (Catalogs, Brochures,…)
https://www.siemens.com/lowvoltage/catalogs
Industry Mall (Online ordering system)
https://mall.industry.siemens.com/mall/en/en/Catalog/product?mlfb=3WL1112-2AA31-1AA2
Service&Support (Manuals, Certificates, Characteristics, FAQs,...)
https://support.industry.siemens.com/cs/ww/en/ps/3WL1112-2AA31-1AA2
Image database (product images, 2D dimension drawings, 3D models, device circuit diagrams, ...)
https://www.automation.siemens.com/bilddb/cax_en.aspx?mlfb=3WL1112-2AA31-1AA2
CAx-Online-Generator
https://www.siemens.com/cax
Tender specifications
https://www.siemens.com/specifications
Characteristic curves
https://curves.simaris.siemens.com/curves/<mmp_prod_noCOMP="HAUPT"></mmp_prod__no>

Subject to change without notice
© Copyright Siemens

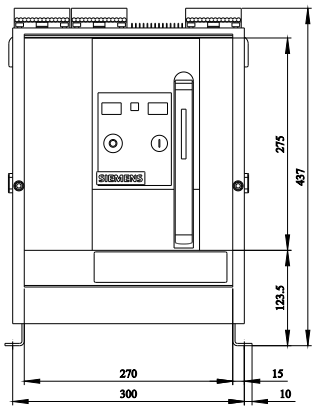

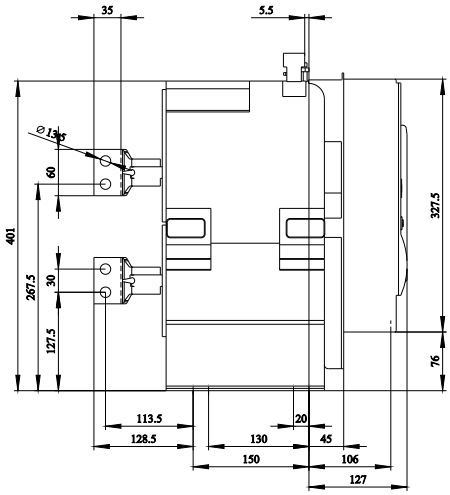

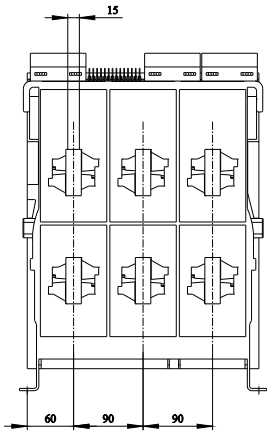

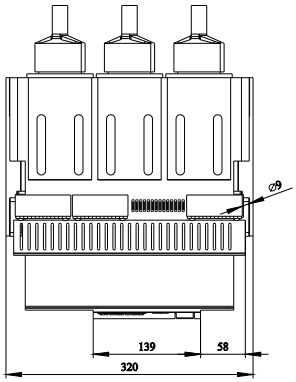

Subject to change without notice
© Copyright Siemens

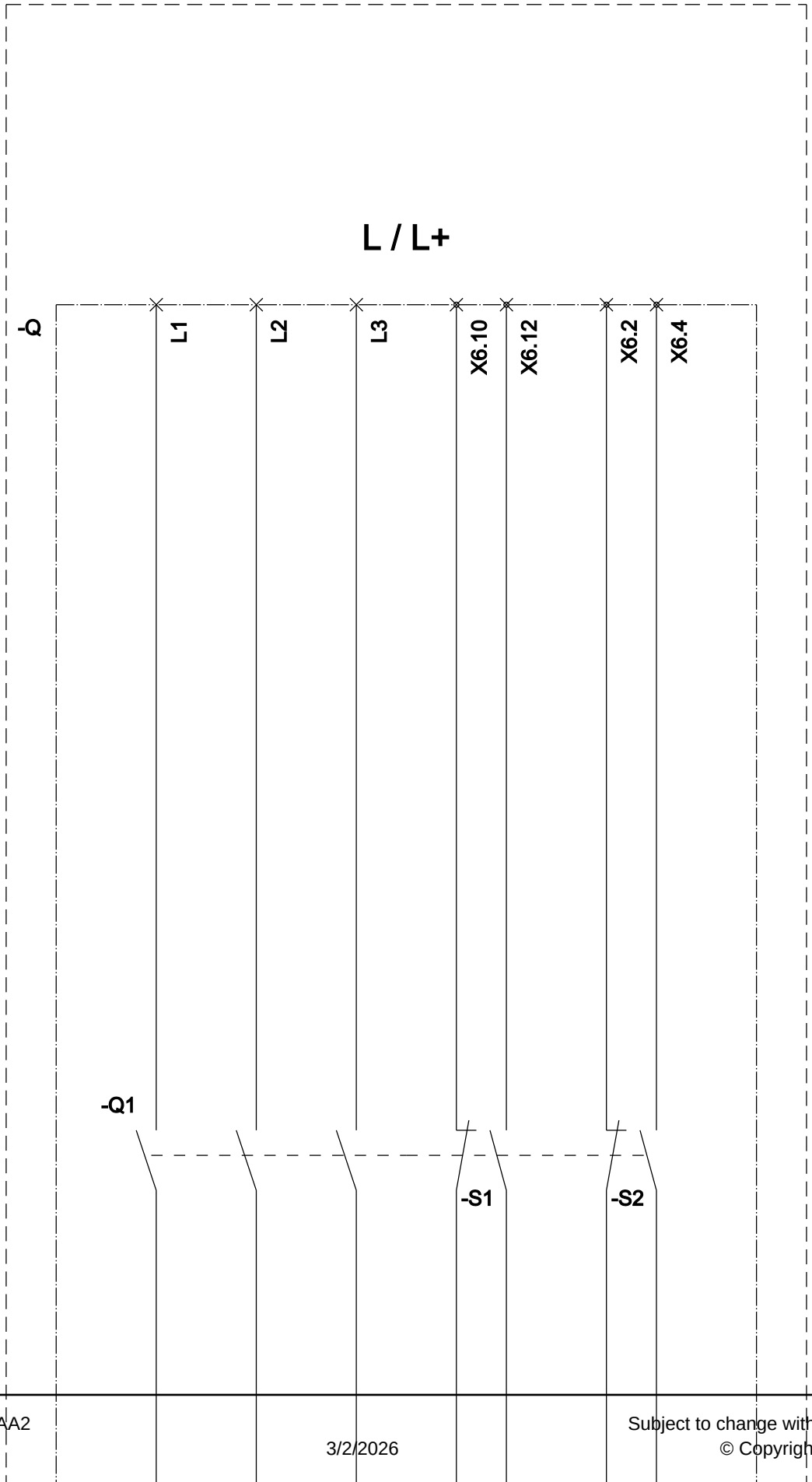

Subject to change without notice
© Copyright Siemens

Subject to change without notice
© Copyright Siemens

last modified: 11/24/2025

Subject to change without notice
© Copyright Siemens