

AXL F RTD8 1F - Temperature module

2688077

<https://www.phoenixcontact.com/gb/products/2688077>

Please be informed that the data shown in this PDF document is generated from our online catalog. Please find the complete data in the user documentation. Our general terms of use for downloads are valid.



Axioline F, Temperature recording module, Analog inputs: 8 (for resistance temperature detectors), connection technology: 2-, 3-, 4-conductor (shielded), transmission speed in the local bus: 100 Mbps, degree of protection: IP20, including bus base module and Axioline F connectors

Product description

The module is designed for use within an Axioline F station. It is used to acquire signals from resistive temperature sensors. The module supports all common platinum and nickel sensors in accordance with DIN EN 60751 and SAMA. Cu10, Cu50, Cu53 sensors as well as various KTY8x sensor types are also supported.

Your advantages

- 8 analog input channels for the connection of resistance temperature detectors (RTD)
- 500 Ω and 5 k Ω linear inputs
- Connection of sensors in 2-, 3-, and 4-conductor technology
- Integrated, digital sensor linearization
- Standardized measured value representation directly in $^{\circ}\text{C}$, $^{\circ}\text{F}$ or Ω
- Measured value display in 16-bit format or floating point format
- Programmable filters
- Short-circuit protected inputs
- Temperature stability
- Very high level of noise immunity
- Low noise emission
- Installation monitoring by means of "Channel scout" function
- Device rating plate stored

Commercial data

Item number	2688077
Packing unit	1 pc
Minimum order quantity	1 pc
Sales key	DRI243
Product key	DRI243
GTIN	4046356501453
Weight per piece (including packing)	249.3 g
Weight per piece (excluding packing)	241.3 g
Customs tariff number	85389091
Country of origin	DE


AXL F RTD8 1F - Temperature module

2688077

<https://www.phoenixcontact.com/gb/products/2688077>

Technical data

Dimensions

Dimensional drawing	
Width	53.6 mm
Height	126.1 mm
Depth	54 mm
Note on dimensions	The depth applies when a TH 35-7.5 DIN rail is used (in accordance with EN 60715).

Notes

Note on application

Note on application	Only for industrial use
---------------------	-------------------------

Interfaces

Axioline F local bus

Number of interfaces	2
Connection method	Bus base module
Transmission speed	100 Mbps

System properties

Module

Input address area	16 Byte
Output address area	0 Byte
Required parameter data	20 Byte
Required configuration data	6 Byte

Input data

Analog:

Input name	Analog inputs
Description of the input	Inputs for resistive temperature sensors
Number of inputs	8 (for resistance temperature detectors)
Connection method	Push-in connection
Connection technology	2-, 3-, 4-conductor (shielded)
A/D converter resolution	24 bit
Sensor types (RTD) that can be used	Pt, Ni, KTY, Cu sensors

AXL F RTD8 1F - Temperature module



2688077

<https://www.phoenixcontact.com/gb/products/2688077>

Tolerance, relative	see tables for tolerance values
Tolerance, absolute	typ. ± 0.1 K (Pt 100 with 3-wire connection)
	see tables for tolerance values
Data formats	IB IL, S7-compatible
Measured value representation	16 bits (15 bits + sign bit)
Input filter time	40 ms
	60 ms
	100 ms
	120 ms (adjustable)
Nominal value of the current sources	1 mA (Pt 100, Ni 100, R_{Lin} 500 Ω ; pulse current, the specification is valid during the sampling phase)
	210 μ A (Pt 1000, Ni 1000, R_{Lin} 5000 Ω ; pulse current, the specification is valid during the sampling phase)
Differential non-linearity	typ. 1 ppm / ± 0.0001 % (in all ranges)
Integral non-linearity	typ. 30 ppm / ± 0.003 % (Pt 100)
	typ. 20 ppm / ± 0.002 % (R_{Lin} 500 Ω)
	typ. 200 ppm / ± 0.02 % (R_{Lin} 5000 Ω)
Linear resistance measuring range	0 Ω ... 500 Ω
	0 k Ω ... 5 k Ω
Protective circuit	Short-circuit protection, overload protection of the inputs
	Transient protection of inputs
	Transient protection of sensor supplies

Product properties

Product family	Axioline F
Type	block modular
Mounting position	any (no temperature derating)
Scope of supply	including bus base module and Axioline F connectors

Insulation characteristics

Overvoltage category	II (IEC 60664-1, EN 60664-1)
Pollution degree	2 (IEC 60664-1, EN 60664-1)

Electrical properties

Maximum power dissipation for nominal condition	1.5 W
---	-------

Potentials: Axioline F local bus supply (U_{Bus})

Supply voltage	5 V DC (via bus base module)
Current draw	max. 180 mA (up to HW 06)
	max. 85 mA (from HW 07)
	typ. 115 mA (up to HW 06)
	typ. 60 mA (from HW 07)

Potentials: Supply for analog modules (U_A)

Supply voltage	24 V DC
Supply voltage range	19.2 V DC ... 30 V DC (including all tolerances, including ripple)

AXL F RTD8 1F - Temperature module



2688077

<https://www.phoenixcontact.com/gb/products/2688077>

Current draw	max. 25 mA
	typ. 15 mA (up to HW 06)
	typ. 12 mA (from HW 07)
Protective circuit	Surge protection; electronic (35 V, 0.5 s)
	Reverse polarity protection; Polarity protection diode
	Transient protection; Suppressor diode

Electrical isolation/isolation of the voltage ranges

Test voltage: 5 V supply of the local bus (U_{BUS}) / 24 V supply (I/Os)	500 V AC, 50 Hz, 1 min
Test voltage: 5 V supply of the local bus (U_{BUS}) / analog inputs	500 V AC, 50 Hz, 1 min
Test voltage: 5 V supply of the local bus (U_{BUS}) / functional ground	500 V AC, 50 Hz, 1 min
Test voltage: 24 V supply (I/O) / analog inputs	500 V AC, 50 Hz, 1 min
Test voltage: 24 V supply (I/O) / functional ground	500 V AC, 50 Hz, 1 min
Test voltage: Analog inputs / functional ground	500 V AC, 50 Hz, 1 min

Connection data

Connection technology

Connection name	Axioline F connector
Note on the connection method	Please observe the information provided on conductor cross-sections in the "Axioline F: system and installation" user manual.

Axioline F connector

Connection method	Push-in connection
Note on the connection method	Please observe the information provided on conductor cross-sections in the "Axioline F: system and installation" user manual.
Conductor cross-section, rigid	0.2 mm ² ... 1.5 mm ²
Conductor cross-section, flexible	0.2 mm ² ... 1.5 mm ²
Conductor cross-section AWG	24 ... 16
Stripping length	8 mm

Environmental and real-life conditions

Ambient conditions

Ambient temperature (operation)	-25 °C ... 60 °C
Degree of protection	IP20
Air pressure (operation)	70 kPa ... 106 kPa (up to 3000 m above sea level)
Air pressure (storage/transport)	70 kPa ... 106 kPa (up to 3000 m above sea level)
Ambient temperature (storage/transport)	-40 °C ... 85 °C
Permissible humidity (operation)	5 % ... 95 % (non-condensing)
Permissible humidity (storage/transport)	5 % ... 95 % (non-condensing)

Standards and regulations

Protection class	III (IEC 61140, EN 61140, VDE 0140-1)
------------------	---------------------------------------

Mounting

AXL F RTD8 1F - Temperature module



2688077

<https://www.phoenixcontact.com/gb/products/2688077>

Mounting type	DIN rail mounting
Mounting position	any (no temperature derating)

AXL F RTD8 1F - Temperature module

2688077

<https://www.phoenixcontact.com/gb/products/2688077>

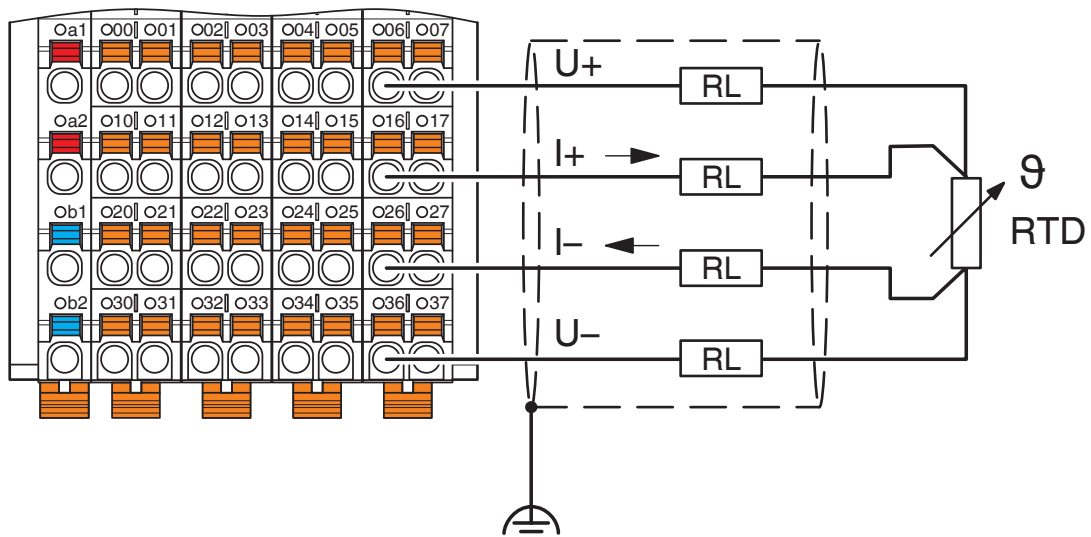
Drawings

Dimensional drawing



Dimensional drawing

Connection diagram



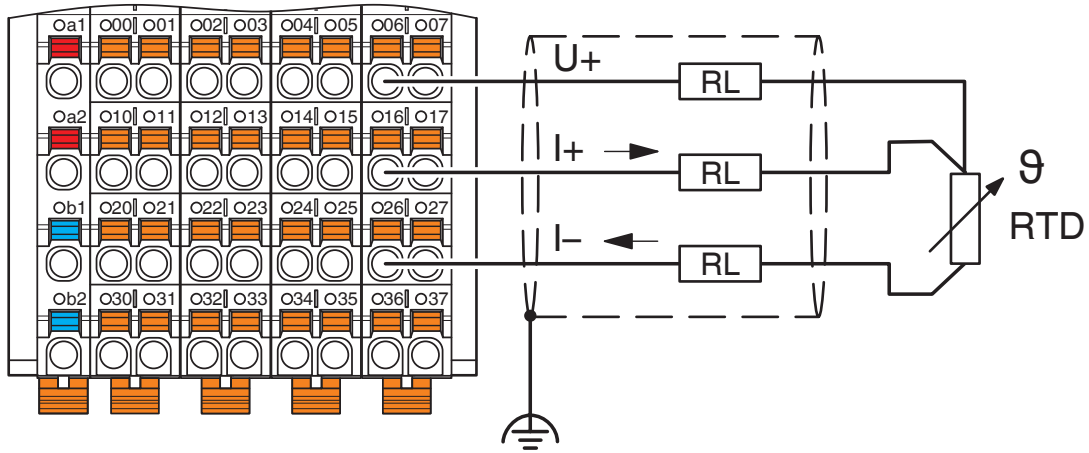
Connection example: 4-conductor connection

AXL F RTD8 1F - Temperature module

2688077

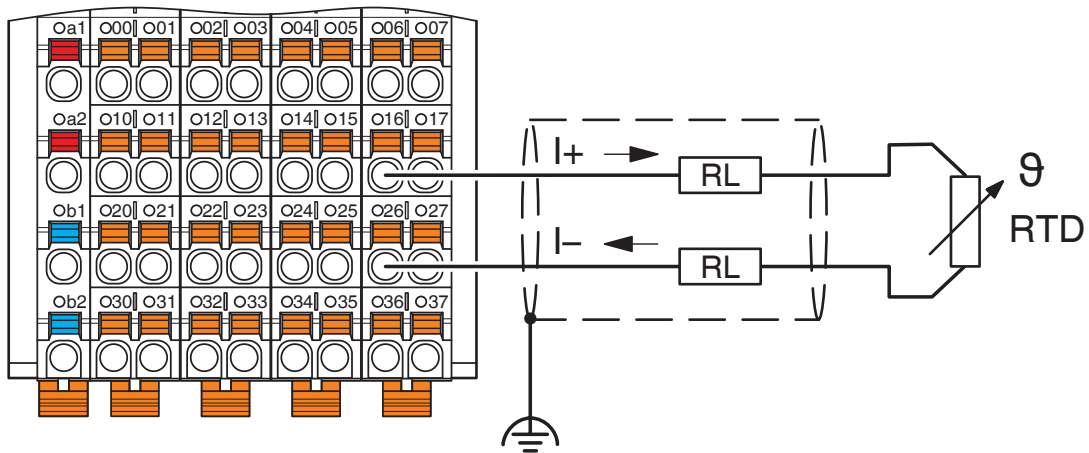
<https://www.phoenixcontact.com/gb/products/2688077>

Connection diagram



Connection example: 3-conductor connection

Connection diagram



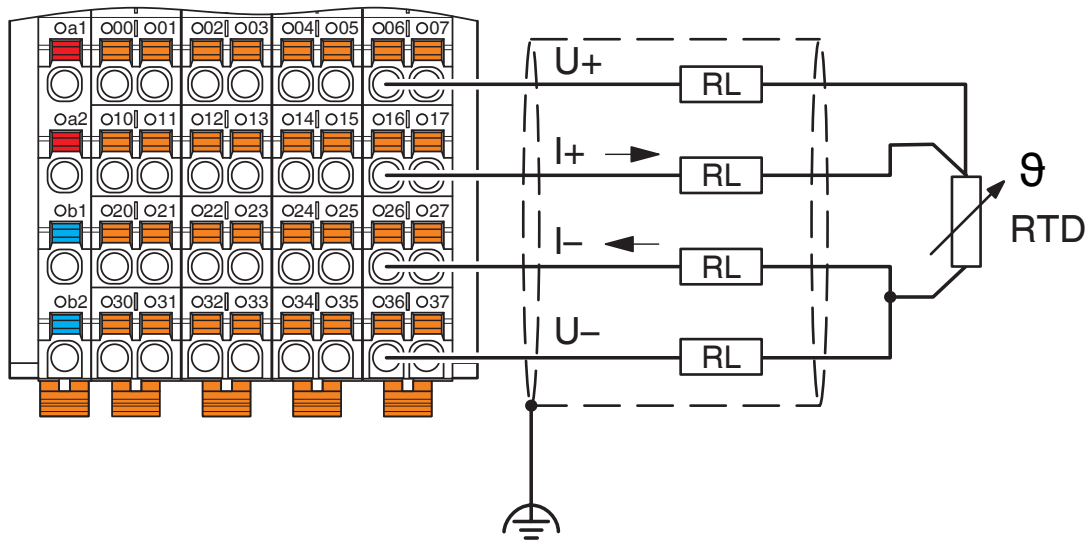
Connection example: 2-conductor connection

AXL F RTD8 1F - Temperature module

2688077

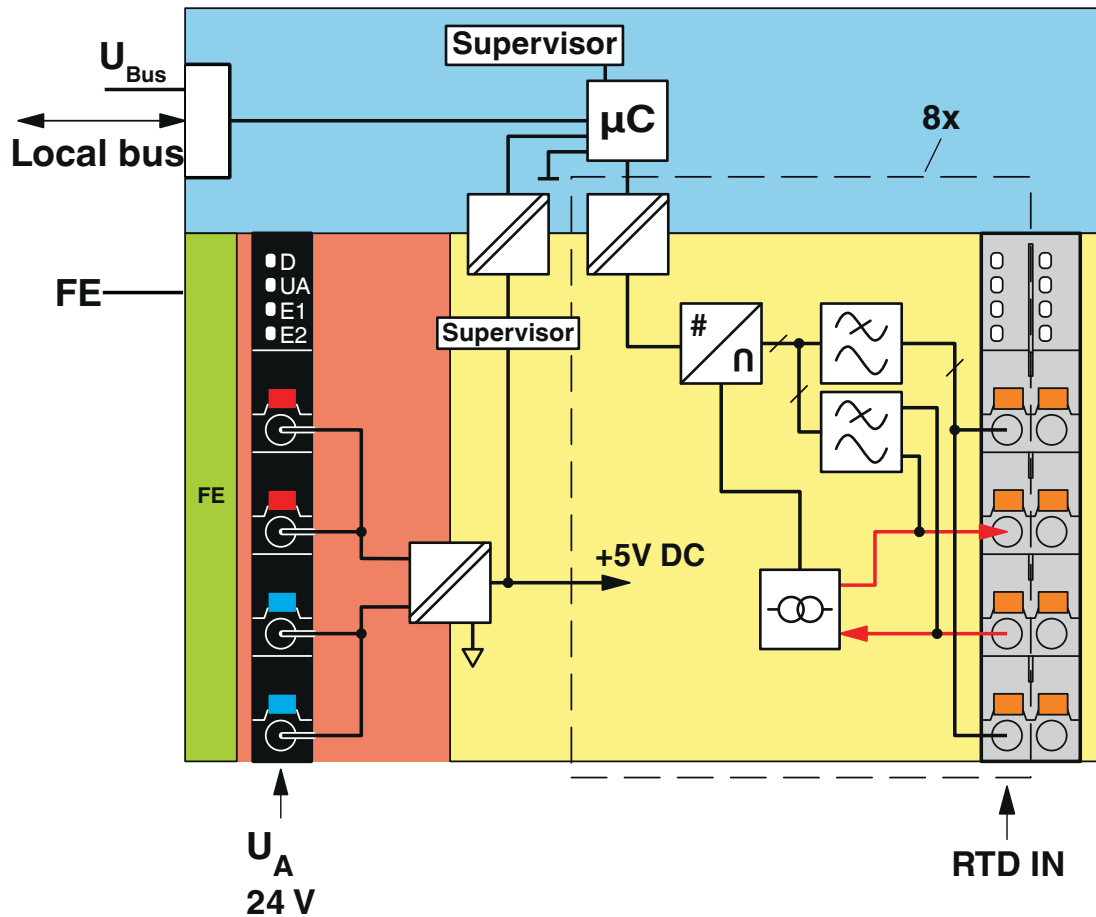
<https://www.phoenixcontact.com/gb/products/2688077>

Connection diagram



Connection example: 4-conductor connection for 3-conductor sensor with very long supply lines (> 100 m)

Block diagram



Internal wiring of the terminal points

AXL F RTD8 1F - Temperature module



2688077

<https://www.phoenixcontact.com/gb/products/2688077>

Approvals

To download certificates, visit the product detail page: <https://www.phoenixcontact.com/gb/products/2688077>



DNV GL

Approval ID: TAA00000DF



LR

Approval ID: LR2480202TA-02



PRS

Approval ID: TE/1020/880590/21

BSH

Approval ID: 840



RINA

Approval ID: ELE008423XG001

ABS

Approval ID: 23-2449604-PDA



cULus Listed

Approval ID: E238705



cULus Listed

Approval ID: E238705

AXL F RTD8 1F - Temperature module



2688077

<https://www.phoenixcontact.com/gb/products/2688077>

Classifications

ECLASS

ECLASS-13.0	27242601
ECLASS-15.0	27242601

ETIM

ETIM 10.0	EC001596
-----------	----------

UNSPSC

UNSPSC 21.0	32151600
-------------	----------

AXL F RTD8 1F - Temperature module



2688077

<https://www.phoenixcontact.com/gb/products/2688077>

Environmental product compliance

EU RoHS

Fulfills EU RoHS substance requirements	Yes
Exemption	7(a), 7(c)-I

China RoHS

Environment friendly use period (EFUP)	EFUP-50
	An article-related China RoHS declaration table can be found in the download area for the respective article under "Manufacturer declaration". For all articles with EFUP-E, no China RoHS declaration table issued and required.

EU REACH SVHC

REACH candidate substance (CAS No.)	Lead(CAS: 7439-92-1)
SCIP	1bf39f21-bf33-4c17-947b-c81dcd2a9dad

EF3.1 Climate Change

CO2e kg	7.052 kg CO2e
---------	---------------

Phoenix Contact 2026 © - all rights reserved
<https://www.phoenixcontact.com>

PHOENIX CONTACT Ltd
Halesfield 13, Telford
Shropshire, TF7 4PG
01952 681700
info@phoenixcontact.co.uk