








safety position switch with separate actuator metal enclosure 31 mm, 1x (M20x 1.5) head made of plastic, Slow-action contacts 1 NO+2 NC 5 directions of approaches The matching separate actuator 3SE5000-0AV0./-0AW. must be ordered separately.

product brand name	SIRIUS
product designation	Mechanical safety switches
product type designation	3SE5
suitability for use safety switch	Yes
<b>General technical data</b>	
product function positive opening	Yes
insulation voltage rated value	400 V
degree of pollution	class 3
surge voltage resistance rated value	6 kV
protection class IP	IP66/IP67
shock resistance	
• according to IEC 60068-2-27	30g / 11 ms
vibration resistance	
• according to IEC 60068-2-6	0.35 mm/5g
mechanical service life (operating cycles) typical	1 000 000
electrical endurance (operating cycles) at AC-15 at 230 V typical	100 000
thermal current	10 A
material of the enclosure of the switch head	plastic
reference code according to IEC 81346-2	B
continuous current of the C characteristic MCB	1 A; for a short-circuit current smaller than 400 A
continuous current of the quick DIAZED fuse link	10 A; for a short-circuit current smaller than 400 A
continuous current of the DIAZED fuse link gG	6 A; for a short-circuit current smaller than 400 A
active principle	mechanical
repeat accuracy	0.05 mm
Substance Prohibitance (Date)	07/01/2006
SVHC substance name	Imidazolidine-2-thione (2-imidazoline-2-thiol) - 96-45-7
Net Weight	0.24 kg
minimum actuating force in directions of actuation	20 N
length of the sensor	104 mm
width of the sensor	31 mm
<b>Ambient conditions</b>	
ambient temperature	
• during operation	-25 ... +85 °C
• during storage	-40 ... +90 °C
explosion protection category for dust	none
<b>Main circuit</b>	
design of the switching contact	mechanical
operating frequency rated value	50 ... 60 Hz
number of NC contacts for auxiliary contacts	2

<b>number of NO contacts for auxiliary contacts</b>	1
<b>operational current at AC-15</b>	
• at 24 V rated value	6 A
• at 120 V rated value	6 A
• at 240 V rated value	4 A
• at 400 V rated value	4 A
<b>operational current at DC-13</b>	
• at 24 V rated value	3 A
• at 125 V rated value	0.55 A
• at 250 V rated value	0.27 A
• at 400 V rated value	0.12 A
<b>Enclosure</b>	
<b>design of the housing</b>	block, narrow
<b>material of the enclosure</b>	metal
<b>coating of the enclosure</b>	cathodic dip coating
<b>design of the housing according to standard</b>	Yes
<b>Drive Head</b>	
<b>design of the actuating element</b>	without
<b>standard-compliant actuator head</b>	EN 50047
<b>design of the switching function</b>	positive opening
<b>circuit principle</b>	slow-action contacts
number of switching contacts safety-related	2
<b>cable entry type</b>	1x (M20 x 1.5)
<b>Installation/ mounting/ dimensions</b>	
<b>mounting position</b>	any
<b>fastening method</b>	screw fixing
<b>Connections/ Terminals</b>	
<b>type of electrical connection</b>	screw terminal
<b>type of connectable conductor cross-sections</b>	
• solid	1x (0.5 ... 1.5 mm <sup>2</sup> ), 2x (0.5 ... 0.75 mm <sup>2</sup> )
• finely stranded with core end processing	1x (0.5 ... 1.5 mm <sup>2</sup> ), 2x (0.5 ... 0.75 mm <sup>2</sup> )
• for AWG cables solid	1x (20 ... 16), 2x (20 ... 18)
• for AWG cables stranded	1x (20 ... 16), 2x (20 ... 18)
design of the interface for safety-related communication	without
<b>Communication/ Protocol</b>	
<b>design of the interface</b>	without
<b>Safety related data</b>	
product function suitable for safety function	Yes
<b>service life maximum</b>	20 a
<b>test wear-related service life necessary</b>	Yes
<b>proportion of dangerous failures</b>	
• with low demand rate according to SN 31920	20 %
• with high demand rate according to SN 31920	20 %
<b>B10 value with high demand rate according to SN 31920</b>	1 000 000
<b>failure rate [FIT] with low demand rate according to SN 31920</b>	100 FIT
<b>ISO 13849</b>	
<b>device type according to ISO 13849-1</b>	3
<b>Approvals Certificates</b>	
<b>General Product Approval</b>	<b>Functional Safety</b>
	
	
	<a href="#">Type Examination Certificate</a>
<b>Test Certificates</b>	<b>Environment</b>



Further information

Information on the packaging

<https://support.industry.siemens.com/cs/ww/en/view/109813875>

Information for data generation and storage

<https://support.industry.siemens.com/cs/ww/en/view/109995012>

Information- and Downloadcenter (Catalogs, Brochures,...)

<https://www.siemens.com/ic10>

Industry Mall (Online ordering system)

<https://mall.industry.siemens.com/mall/en/en/Catalog/product?mlfb=3SE5212-0QV40>

Cax online generator

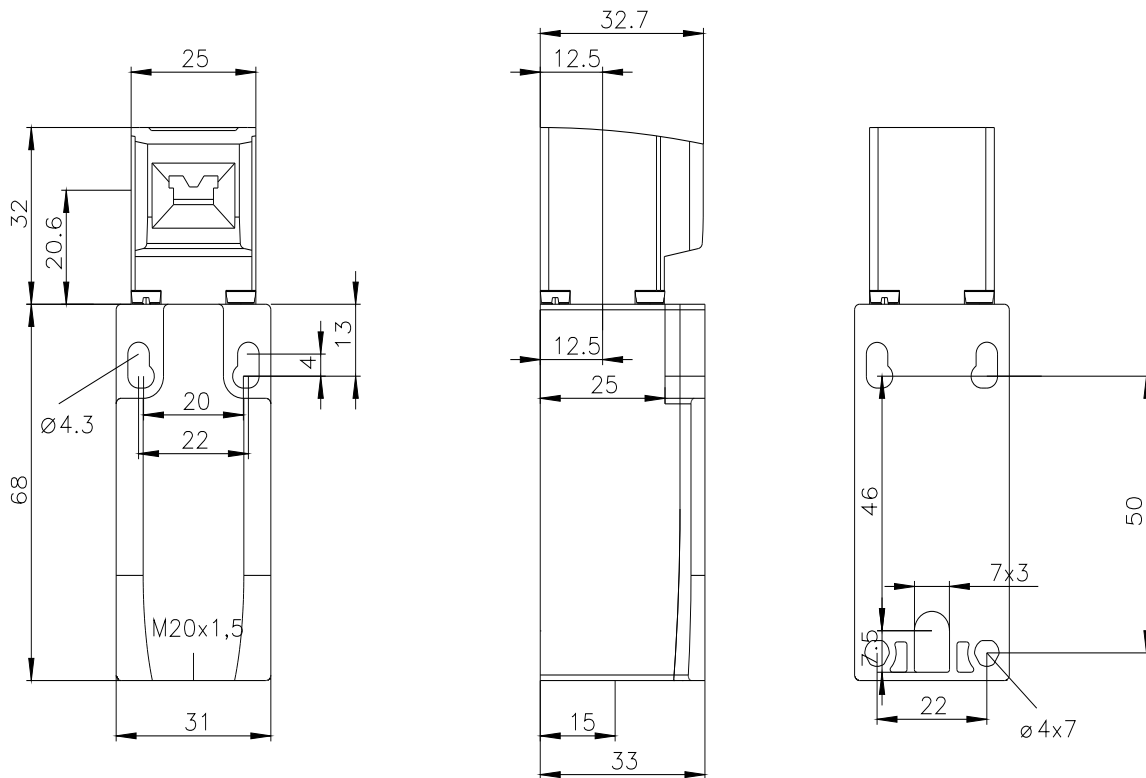
<https://support.automation.siemens.com/WW/CAXorder/default.aspx?lang=en&mlfb=3SE5212-0QV40>

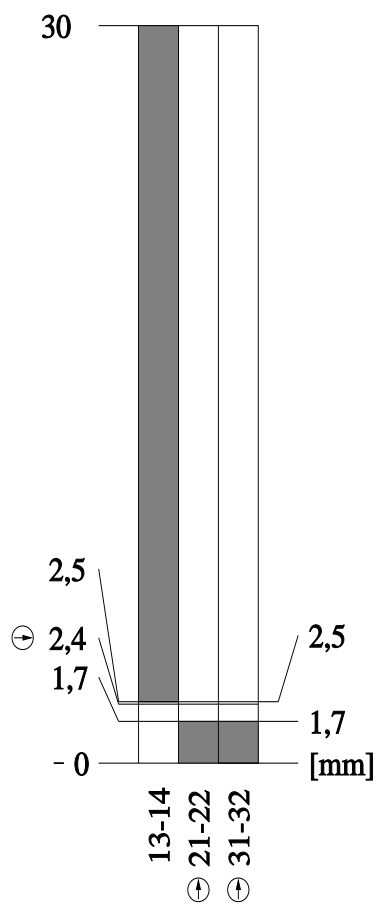
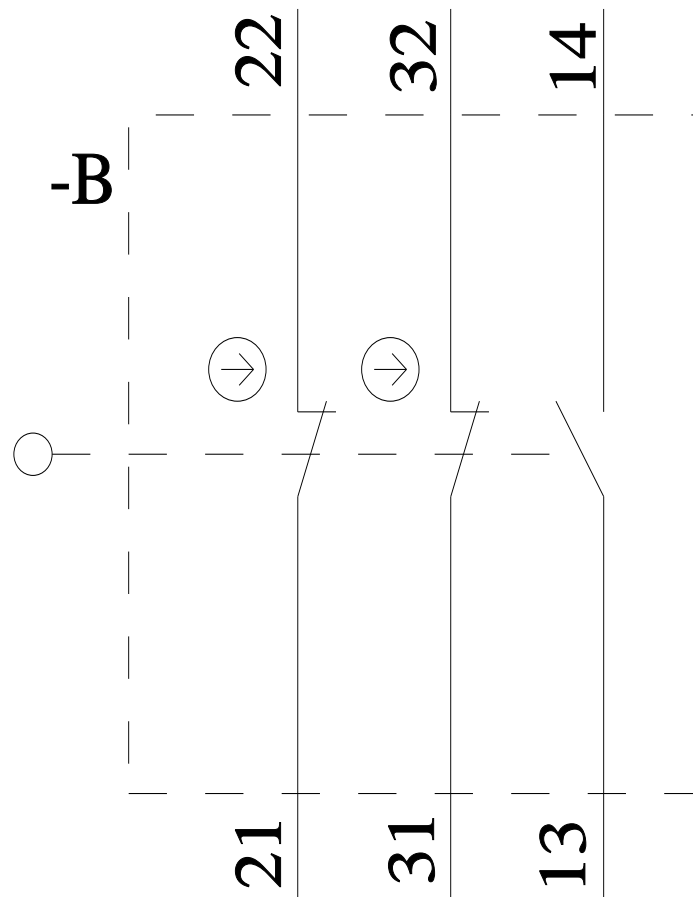
Service&Support (Manuals, Certificates, Characteristics, FAQs,...)

<https://support.industry.siemens.com/cs/ww/en/ps/3SE5212-0QV40>

Image database (product images, 2D dimension drawings, 3D models, device circuit diagrams, EPLAN macros, ...)

[https://www.automation.siemens.com/bilddb/cax\\_de.aspx?mlfb=3SE5212-0QV40&lang=en](https://www.automation.siemens.com/bilddb/cax_de.aspx?mlfb=3SE5212-0QV40&lang=en)





last modified:

12/7/2025