



SETRON 3LD5 switch disconnecter UL, main switch, 3-pole, approved according to UL 489, UL 60947-4-1 and IEC 60947-3, UL: 125 A, SCCR 65 kA at 480 V AC, operational power @ 480 V AC 3-phase: 75 hp, IEC: 125 A, operational power at AC-23 A at 400 V: 55 kW, floor mounting with door coupling, defeatable rotary operating mechanism, standard, 4-hole mounting of the handle, without tolerance compensation, including terminal covers for the infeed side for the infeed side

| Model | |
|---|--|
| product brand name | SETRON |
| product designation | Switch disconnecter |
| design of the product | Main switch |
| display version for switch position indicator manual operation | 1 ON - 0 OFF |
| type of switch | Floor mounting with door coupling |
| design of the actuating element | door-coupling rotary operating mechanism |
| color of the actuating element | gray |
| design of handle | rotary operating mechanism, black |
| type of the driving mechanism motor drive | No |
| General technical data | |
| number of poles | 3 |
| size of switch disconnecter | 3 |
| mechanical service life (operating cycles) typical | 100 000 |
| electrical endurance (operating cycles) | |
| • at AC-23 A at 690 V | 6 000 |
| operating frequency maximum | 50 1/h |
| degree of pollution | 3 |
| Voltage | |
| insulation voltage rated value | 690 V |
| surge voltage resistance rated value | 6 kV |
| operating voltage | |
| • at AC rated value | 690 V |
| operating frequency rated value | |
| • minimum | 50 Hz |
| • maximum | 60 Hz |
| Protection class | |
| protection class IP | IP65 |
| degree of protection NEMA rating | 1, 3R, 4X, 12 |
| protection class IP on the front | IP65 |
| Dissipation | |
| power loss [W] for rated value of the current at AC in hot operating state per pole | 36 W |
| Main circuit | |
| operational current | |
| • at AC-21 at 690 V rated value | 125 A |
| • at AC-21 A at 240 V rated value | 125 A |
| • at AC-21 A at 400 V rated value | 125 A |

| | |
|---|-------|
| <ul style="list-style-type: none"> • at AC-21 A at 440 V rated value | 125 A |
| <ul style="list-style-type: none"> • at AC-23 A at 400 V rated value | 125 A |
| operating power | |
| <ul style="list-style-type: none"> • at AC-23 A at 240 V rated value | 37 kW |
| <ul style="list-style-type: none"> • at AC-23 A at 440 V rated value | 55 kW |
| <ul style="list-style-type: none"> • at AC-23 A at 690 V rated value | 45 kW |
| <ul style="list-style-type: none"> • at AC-3 at 240 V rated value | 37 kW |
| <ul style="list-style-type: none"> • at AC-3 at 400 V rated value | 55 kW |
| <ul style="list-style-type: none"> • at AC-3 at 690 V rated value | 37 kW |

Auxiliary circuit

| | |
|--|-------|
| number of CO contacts for auxiliary contacts | 0 |
| number of NC contacts for auxiliary contacts | 0 |
| number of NO contacts for auxiliary contacts | 0 |
| operating voltage of auxiliary contacts at AC maximum | 500 V |
| continuous current of the auxiliary contact rated value | 10 A |
| insulation voltage of the auxiliary switch rated value | 500 V |

Suitability

| | |
|--|-----|
| suitability for use main switch | Yes |
| suitability for use switch disconnector | Yes |
| suitability for use EMERGENCY OFF switch | No |
| suitability for use safety switch | Yes |
| suitability for use maintenance/repair switch | Yes |

Product details

| | |
|--|---------------------------------|
| special product feature | defeatable door-coupling handle |
| product feature can be locked into OFF position | Yes |

Accessories

| | |
|--|--------------|
| product extension optional | |
| <ul style="list-style-type: none"> • motor drive | No |
| <ul style="list-style-type: none"> • voltage trigger | No |
| number of connectable NC contacts for auxiliary contacts attachable maximum | 3 |
| number of connectable NO contacts for auxiliary contacts attachable maximum | 5 |
| number of connectable CO contacts for auxiliary contacts attachable maximum | 0 |
| number of bracket locks maximum | 3 |
| hasp thickness of the bracket locks | 5 ... 7.5 mm |

Short circuit

| | |
|---|------------------------|
| conditional short-circuit current with line-side fuse protection | |
| <ul style="list-style-type: none"> • at 440 V by gG fuse rated value | 50 kA |
| <ul style="list-style-type: none"> • at 690 V by gG fuse rated value | 50 kA |
| let-through current with closed switch | |
| <ul style="list-style-type: none"> • at 240 V for combination switch + gG fuse maximum | 16 kA |
| <ul style="list-style-type: none"> • at 440 V for combination switch + gG fuse maximum | 16 kA |
| <ul style="list-style-type: none"> • at 690 V for combination switch + gG fuse maximum permissible | 15 kA |
| I²t value with closed switch | |
| <ul style="list-style-type: none"> • at 240 V for combination switch + gG fuse maximum | 223 kA ² ·s |
| <ul style="list-style-type: none"> • at 440 V for combination switch + gG fuse maximum | 223 kA ² ·s |
| <ul style="list-style-type: none"> • at 690 V for combination switch + gG fuse maximum | 223 kA ² ·s |
| design of the fuse link | |
| <ul style="list-style-type: none"> • for short-circuit protection of the main circuit required | Fuse gG: 125 A |
| <ul style="list-style-type: none"> • for short-circuit protection of the auxiliary switch required | fuse gL/gG: 10 A |
| operational current of upstream fuse rated value | 125 A |

according UL

| | |
|---|-------|
| operational current at AC according to UL 489/UL 60947-4-1 rated value | 125 A |
| operational current at AC according to UL 508/UL 60947-4-1 rated value | 125 A |
| operating voltage at AC at 50/60 Hz according to UL 489 | 480 V |

| | |
|---|--|
| rated value | |
| operating voltage at AC at 50/60 Hz according to UL 508/UL 60947-4-1 rated value | 480 V |
| active power [hp] at AC at 480 V according to UL 508/UL 60947-4-1 rated value | 75 |
| short-time withstand current (SCCR) at 480 V according to UL 508/UL 60947-4-1 and UL 489 | 65 kA |
| continuous current of upstream fuse according to UL rated value | 125 A |
| type of fuse according to UL | Class J |
| Connections | |
| AWG number as coded connectable conductor cross section solid maximum | |
| • | 1 |
| • | 4/0 |
| AWG number as coded connectable conductor cross section solid according to UL 489 | |
| • minimum | 1 |
| • maximum | 4/0 |
| AWG number as coded connectable conductor cross section solid according to CSA C22.2 No. 5-16 | |
| • minimum | 3 |
| • maximum | 2/0 |
| type of connectable conductor cross-sections for copper conductor | |
| • solid | 1x (16 ...185mm ²) |
| • finely stranded with core end processing | 1x (16...150mm ²) |
| • stranded | 1x (16...185mm ²) |
| type of connectable conductor cross-sections for auxiliary contacts | |
| • solid | lateral auxiliary switch 2x (0,75 ... 2,5mm ²), 1x 4mm ² ; front auxiliary switch 1x (0,75 ... 2,5mm ²) |
| • finely stranded with core end processing | lateral auxiliary switch 2x (0,75 ... 1,5mm ²), 1x 2,5mm ² ; front auxiliary switch 1x 2,5mm ² |
| • stranded | lateral auxiliary switch 2x (0,75 ... 2,5mm ²), 1x 4mm ² ; front auxiliary switch 1x (0,75 ... 2,5mm ²) |
| type of electrical connection | |
| • for main current circuit | box terminal |
| • for auxiliary contacts | connection terminals |
| Mechanical Design | |
| height | 178 mm |
| width | 113 mm |
| depth | 158 mm |
| type of device | fixed mounting |
| fastening method | Built-in unit fixed-mounted version |
| fastening method | |
| • 4-hole front mounting | Yes |
| • front mounting with central attachment | No |
| • rail mounting | No |
| Net Weight | 2.202 kg |
| Environmental conditions | |
| ambient temperature during operation | |
| • minimum | -25 °C |
| • maximum | 55 °C |
| ambient temperature during storage | |
| • minimum | -25 °C |
| • maximum | 55 °C |
| Approvals Certificates | |
| Environment | General Product Approval |

[Environmental Confirmations](#)



[Confirmation](#)



General Product Approval

other



[Confirmation](#)

Further information

Information on the packaging

<https://support.industry.siemens.com/cs/ww/en/view/109813875>

Information for data generation and storage

<https://support.industry.siemens.com/cs/ww/en/view/109995012>

Information- and Downloadcenter (Catalogs, Brochures,...)

<https://www.siemens.com/lowvoltage/catalogs>

Industry Mall (Online ordering system)

<https://mall.industry.siemens.com/mall/en/en/Catalog/product?mlfb=3LD5610-0TK11>

Service&Support (Manuals, Certificates, Characteristics, FAQs,...)

<https://support.industry.siemens.com/cs/ww/en/ps/3LD5610-0TK11>

Image database (product images, 2D dimension drawings, 3D models, device circuit diagrams, ...)

https://www.automation.siemens.com/bilddb/cax_en.aspx?mlfb=3LD5610-0TK11

CAX-Online-Generator


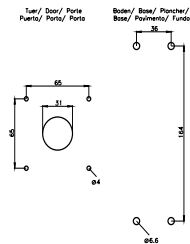
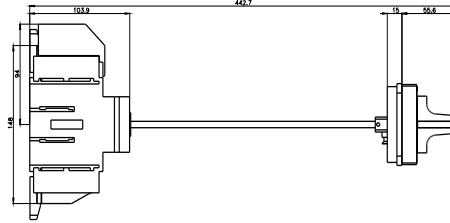
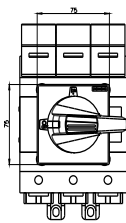
<https://www.siemens.com/cax>

Tender specifications

<https://www.siemens.com/specifications>

Characteristic curves

https://curves.simaris.siemens.com/curves/<mmp_prod_noCOMP='HAUPT'></mmp_prod_no>



last modified:

10/14/2025 