



Illuminated pushbutton, 22 mm, round, metal, shiny, green, pushbutton, flat, momentary contact type, with holder, 1 NO+1 NC, LED module with integrated LED 110 V AC, Spring-type terminal



| | |
|--|--|
| product brand name | SIRIUS ACT |
| product designation | Illuminated pushbuttons |
| design of the product | Complete unit |
| product type designation | 3SU1 |
| product line | Metal, shiny, 22 mm |
| manufacturer's article number | |
| <ul style="list-style-type: none"> • of supplied contact module at position 1 • of supplied LED module • of the supplied holder • of the supplied actuator | 3SU1400-1AA10-3FA0 3SU1401-1BC40-3AA0 3SU1550-0AA10-0AA0 3SU1051-0AB40-0AA0 |
| number of command points | 1 |
| Actuator | |
| design of the actuating element | Button, flat |
| principle of operation of the actuating element | momentary contact type |
| product extension optional light source | Yes |
| color of the actuating element | green |
| material of the actuating element | plastic |
| shape of the actuating element | round |
| outer diameter of the actuating element | 29.45 mm |
| number of contact modules | 1 |
| Front ring | |
| product component front ring | Yes |
| design of the front ring | Standard |
| material of the front ring | Metal, high gloss |
| color of the front ring | silver |
| Holder | |
| material of the holder | Plastic |
| Display | |
| number of LED modules | 1 |
| General technical data | |
| product function positive opening | Yes |
| product component light source | Yes |
| insulation voltage rated value | 320 V |
| degree of pollution | 3 |
| type of voltage of the operating voltage | AC/DC |
| surge voltage resistance rated value | 4 kV |






| | |
|--|---|
| protection class IP | IP66, IP67, IP69(IP69K) |
| protection class IP of the terminal | IP20 |
| degree of protection NEMA rating | 1, 2, 3, 3R, 4, 4X, 12, 13 |
| shock resistance | |
| • according to IEC 60068-2-27 | sinusoidal half-wave 15g / 11 ms |
| vibration resistance | |
| • according to IEC 60068-2-6 | 10 ... 500 Hz: 5g |
| operating frequency maximum | 3 600 1/h |
| mechanical service life (operating cycles) typical | 3 000 000 |
| electrical endurance (operating cycles) typical | 10 000 000 |
| thermal current | 10 A |
| reference code according to IEC 81346-2 | S |
| continuous current of the C characteristic MCB | 10 A; for a short-circuit current smaller than 400 A |
| continuous current of the quick DIAZED fuse link | 10 A |
| continuous current of the DIAZED fuse link gG | 10 A |
| Substance Prohibitance (Date) | 10/01/2014 |
| SVHC substance name | Lead monoxide (lead oxide) CAS-No. 1317-36-8 2-methyl-1-(4-methylthiophenyl)-2-morpholinopropan-1-one CAS-No. 71868-10-5 |
| Net Weight | 82.5 g |
| operating voltage | |
| • at AC | |
| — at 50 Hz rated value | 5 ... 500 V |
| — at 60 Hz rated value | 5 ... 500 V |
| • at DC rated value | 5 ... 500 V |
| Power Electronics | |
| contact reliability | One maloperation per 100 million (17 V, 5 mA), one maloperation per 10 million (5 V, 1 mA) |
| Supply voltage | |
| type of voltage of the supply voltage of the light source | AC |
| supply voltage of the light source at AC | |
| • at 50 Hz rated value | 110 V |
| • at 60 Hz rated value | 110 V |
| Control circuit/ Control | |
| inrush current of LED module maximum | 3 A |
| Auxiliary circuit | |
| design of the contact of auxiliary contacts | Silver alloy |
| number of NC contacts for auxiliary contacts | 1 |
| number of NO contacts for auxiliary contacts | 1 |
| Connections/ Terminals | |
| type of electrical connection | spring-loaded terminals |
| • of modules and accessories | Spring-type terminal |
| type of connectable conductor cross-sections | |
| • solid without core end processing | 2x (0.25 ... 1.5 mm ²) |
| • finely stranded with core end processing | 2x (0.25 ... 0.75 mm ²) |
| • finely stranded without core end processing | 2x (0.25 ... 1.5 mm ²) |
| • for AWG cables | 2x (24 ... 16) |
| tightening torque of the screws in the bracket | 1 ... 1.2 N·m |
| Lamp | |
| type of light source | LED |
| color of the light source | green |
| light intensity | 900 ... 1 800 mcd |
| Safety related data | |
| product function suitable for safety function | Yes |
| test wear-related service life necessary | Yes |
| proportion of dangerous failures | |
| • with low demand rate according to SN 31920 | 20 % |
| • with high demand rate per NC contact according to SN 31920 | 20 % |
| • with high demand rate per NO contact according to SN | 50 % |

| | |
|---|-----------|
| 31920 | |
| B10 value with high demand rate according to SN 31920 | 3 000 000 |
| failure rate [FIT] with low demand rate per NC contact according to SN 31920 | 100 FIT |
| ISO 13849 | |
| device type according to ISO 13849-1 | 3 |
| IEC 61508 | |
| safety device type according to IEC 61508-2 | Type A |
| T1 value for proof test interval or service life according to IEC 61508 | 20 a |

| | |
|--|--|
| Ambient conditions | |
| ambient temperature | |
| <ul style="list-style-type: none"> during operation during storage | -25 ... +70 °C -40 ... +80 °C |
| environmental category during operation according to IEC 60721 | 3M6, 3S2, 3B2, 3K6 (with relative air humidity of 10 ... 95%, no condensation in operation permitted for all devices behind front panel) |

| | |
|--|----------------------|
| Installation/ mounting/ dimensions | |
| fastening method | front plate mounting |
| <ul style="list-style-type: none"> of modules and accessories | Front plate mounting |
| height | 40 mm |
| width | 30 mm |
| shape of the installation opening | round |
| mounting diameter | 22.3 mm |
| positive tolerance of installation diameter | 0.4 mm |
| mounting height | 11 mm |
| installation width | 29.5 mm |
| installation depth | 71.7 mm |

| | |
|--|---|
| Approvals Certificates | |
| Environmental Product Declaration | |
| <ul style="list-style-type: none"> global warming potential [CO2 eq] / during manufacturing global warming potential [CO2 eq] / during operation global warming potential [CO2 eq] / after end of life global warming potential [CO2 eq] / total | 0.625 kg 0.235 kg -0.267 kg 0.593 kg |

| | |
|---|---------------------------------|
| Environment | General Product Approval |
|       | |

| | | |
|---|--|---|
| General Product Approval | Test Certificates | Maritime application |
|   | Type Test Certificates/Test Report Special Test Certificate |   |

| | |
|---|--|
| Maritime application | other |
|   |  Confirmation |

Further information

Information on the packaging
<https://support.industry.siemens.com/cs/ww/en/view/109813875>

Information for data generation and storage
<https://support.industry.siemens.com/cs/ww/en/view/109995012>

Information- and Downloadcenter (Catalogs, Brochures,...)
<https://www.siemens.com/ic10>

Industry Mall (Online ordering system)

<https://mall.industry.siemens.com/mall/en/en/Catalog/product?mlfb=3SU1153-0AB40-3FA0>

Cax online generator

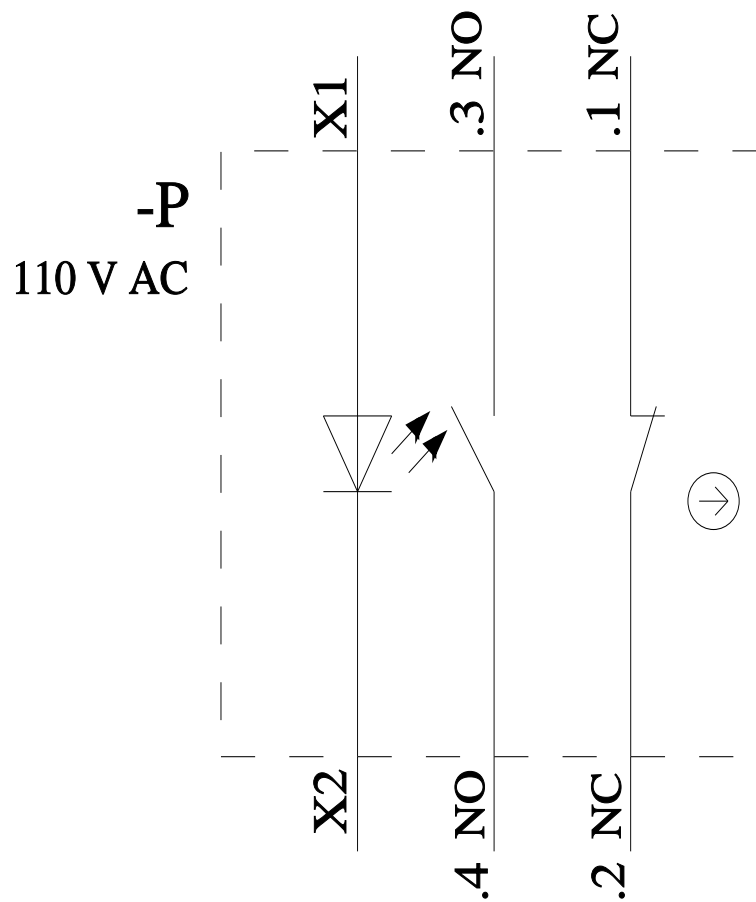
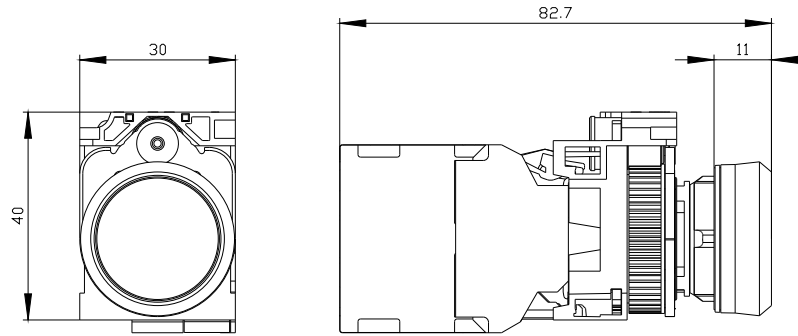
<https://support.automation.siemens.com/WW/CAXorder/default.aspx?lang=en&mlfb=3SU1153-0AB40-3FA0>

Service&Support (Manuals, Certificates, Characteristics, FAQs,...)

<https://support.industry.siemens.com/cs/ww/en/ps/3SU1153-0AB40-3FA0>

Image database (product images, 2D dimension drawings, 3D models, device circuit diagrams, EPLAN macros, ...)

https://www.automation.siemens.com/bilddb/cax_de.aspx?mlfb=3SU1153-0AB40-3FA0&lang=en



last modified:

7/22/2025