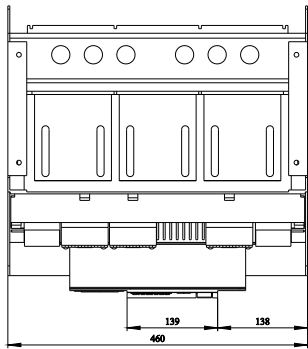
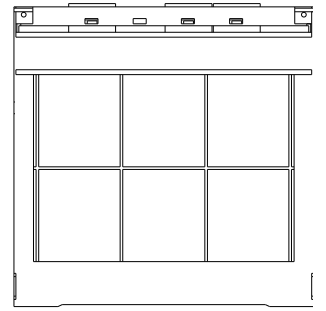
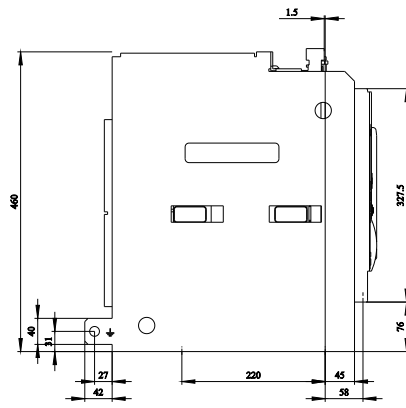
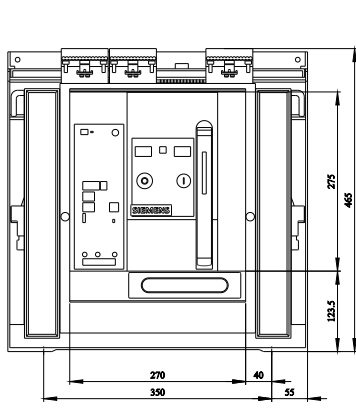


withdrawable circuit breaker without guide frame 3-pole, size II, IEC In=3200A to 690V, AC50/60Hz Icu=80kA at 500V rear connection horizontal Overcurrent release ETU 25 LSI protection adjustable 0.4-1 in With manual operating mechanism with storage with mechanical request without 1st auxiliary release without 2nd auxiliary release 2NO+2NC

Model	
design of the product	IEC 60947-2
design of the actuating element	Pushbutton
type of the driving mechanism	Manual operating mechanism with mechanical closing
type of the driving mechanism / motor drive	No
design of the overcurrent release	ETU25B
General technical data	
number of poles	3
size of the circuit-breaker	2
utilization category	B
Voltage	
insulation voltage / rated value	1 000 V
operating voltage	
• at AC / at 50/60 Hz / rated value	690 V
Protection class	
protection class IP	IP20
protection class IP / on the front	IP20
protection function of the overcurrent release	LSI
Dissipation	
power loss [W]	
• for rated value of the current / at AC / in hot operating state / per pole	236.7 W
• maximum	710 W
Main circuit	
operating frequency	
• 1 / rated value	50 Hz
• 2 / rated value	60 Hz
Auxiliary circuit	
number of NC contacts / for auxiliary contacts	2
number of NO contacts / for auxiliary contacts	2
Suitability	
suitability for use	Plant / motor protection
Adjustable parameters	
adjustable current response value current / of the current-dependent overload release / initial value	1 280 A
Product details	
product component	
• trip indicator	Yes
• voltage trigger	No
• undervoltage release	No
design of the auxiliary switch	2 NO + 2 NC
product extension / optional / motor drive	Yes
Product function	
product function	
• grounding protection	No
• phase failure detection	Yes
Display and operation	

display version	without display
Short circuit	
operating short-circuit current breaking capacity (Ics)	
• at 415 V / rated value	80 kA
• at 500 V / rated value	80 kA
• at 690 V / rated value	75 kA
maximum short-circuit current breaking capacity (Icu)	
• at 415 V / rated value	80 kA
• at 500 V / rated value	80 kA
• at 690 V / rated value	75 kA
Connections	
arrangement of electrical connectors / for main current circuit	without guide frame
type of electrical connection / for main current circuit	Blade contacts
Mechanical Design	
height	411.5 mm
width	451 mm
depth	337 mm
fastening method	drawer unit
Net Weight	68 kg
Environmental conditions	
ambient temperature / during operation	
• minimum	-20 °C
• maximum	70 °C
ambient temperature / during storage	
• minimum	-40 °C
• maximum	70 °C
Further information	
Information on the packaging https://support.industry.siemens.com/cs/ww/en/view/109813875	
Information for data generation and storage https://support.industry.siemens.com/cs/ww/en/view/109995012	
Information- and Downloadcenter (Catalogs, Brochures,...) https://www.siemens.com/lowvoltage/catalogs	
Industry Mall (Online ordering system) https://mall.industry.siemens.com/mall/en/en/Catalog/product?mlfb=3WL1232-3CB35-1AA2	
Service&Support (Manuals, Certificates, Characteristics, FAQs,...) https://support.industry.siemens.com/cs/ww/en/ps/3WL1232-3CB35-1AA2	
Image database (product images, 2D dimension drawings, 3D models, device circuit diagrams, ...) https://www.automation.siemens.com/bilddb/cax_en.aspx?mlfb=3WL1232-3CB35-1AA2	
CAX-Online-Generator https://www.siemens.com/cax	
Tender specifications https://www.siemens.com/specifications	
Characteristic curves <a haupt"><="" href="https://curves.simarisiemens.com/curves/<mmp_prod_noCOMP=" mmp_prod_no>"="">https://curves.simarisiemens.com/curves/<mmp_prod_noCOMP="HAUPT"></mmp_prod_no>	



last modified:

11/24/2025 