

# Product datasheet

Specifications



Emergency stop switching off,  
Harmony XB4, metal, red mushroom  
40mm, 22mm, trigger latching turn  
to release, 2NC with monitoring

XB4BS84462

EAN Code: 3606481068743

## Main

Range of product	Harmony XB4
Product or component type	Emergency switching off push-button Emergency stop push-button
Device short name	XB4
Bezel material	Chromium plated metal
Fixing collar material	Zamak
Mounting diameter	22.5 mm
Sale per indivisible quantity	1
Shape of signaling unit head	Round
Type of operator	trigger action and mechanical latching
Head type	Standard
Reset	Turn to release
Operator profile	Red mushroom Ø 40 mm, unmarked
Contact operation	Slow-break
Connections - terminals	Screw clamp terminals, $\leq 2 \times 1.5 \text{ mm}^2$ with cable end conforming to IEC 60947-1 Screw clamp terminals, $\geq 1 \times 0.34 \text{ mm}^2$ without cable end conforming to IEC 60947-1

## Complementary

Height	47 mm
Width	40 mm
Depth	85 mm
Product weight	0.126 kg
Device mounting	Fixing hole - diameter: 22.5 mm +/- 0.2 mm
Fixing mode	By fixing collar recommended torque: 1 N.m (+/- 0.2 N.m)
Contacts usage	Monitoring contact Standard contacts
Positive opening	With conforming to IEC 60947-5-1 appendix K
Operating travel	1.5 mm (NC changing electrical state) 4.3 mm (total travel)
Operating force	47 N
Mechanical durability	300000 cycles
Tightening torque	0.8...1.2 N.m conforming to IEC 60947-1

<b>Shape of screw head</b>	Cross compatible with pozidriv No 1 screwdriver Slotted compatible with flat Ø 4 mm screwdriver Slotted compatible with flat Ø 5.5 mm screwdriver
<b>Contacts material</b>	Silver alloy (AgNi) Silver alloy (AgSnO2)
<b>Short-circuit protection</b>	6 A cartridge fuse type gG conforming to IEC 60947-5-1
<b>[Ith] conventional free air thermal current</b>	6 A conforming to IEC 60947-5-1
<b>[Ui] rated insulation voltage</b>	300 V (pollution degree 3) conforming to IEC 60947-1
<b>[Uimp] rated impulse withstand voltage</b>	4 kV conforming to IEC 60947-1 4 kV conforming to 86/188/EEC
<b>[Ie] rated operational current</b>	1.5 A at 240 V, AC-15, B300 conforming to IEC 60947-5-1 3 A at 120 V, AC-15, B300 conforming to IEC 60947-5-1 0.11 A at 250 V, DC-13, R300 conforming to IEC 60947-5-1 0.22 A at 125 V, DC-13, R300 conforming to IEC 60947-5-1
<b>Electrical durability</b>	300000 cycles, AC-15, 2 A at 230 V, operating rate <3600 cyc/h, load factor: 0.5 conforming to IEC 60947-5-1 appendix C 300000 cycles, AC-15, 3 A at 110 V, operating rate <3600 cyc/h, load factor: 0.5 conforming to IEC 60947-5-1 appendix C 300000 cycles, AC-15, 3 A at 24 V, operating rate <3600 cyc/h, load factor: 0.5 conforming to IEC 60947-5-1 appendix C 300000 cycles, DC-13, 0.3 A at 120 V, operating rate <3600 cyc/h, load factor: 0.5 conforming to IEC 60947-5-1 appendix C 300000 cycles, DC-13, 1 A at 24 V, operating rate <3600 cyc/h, load factor: 0.5 conforming to IEC 60947-5-1 appendix C
<b>Electrical reliability</b>	$\Lambda < 10\exp(-6)$ at 5 V and 1 mA in clean environment conforming to IEC 60947-5-4 $\Lambda < 10\exp(-8)$ at 17 V and 3.4 mA in clean environment conforming to IEC 60947-5-4
<b>Device presentation</b>	Complete product

## Environment

<b>Protective treatment</b>	TH
<b>Ambient air temperature for storage</b>	-40...70 °C
<b>Ambient air temperature for operation</b>	-40...70 °C
<b>Electrical shock protection class</b>	Class I conforming to IEC 60536
<b>IP degree of protection</b>	IP66 conforming to IEC 60529 IP67 conforming to IEC 60529 IP69 conforming to IEC 60529 IP69K conforming to ISO 20653 Type 13 conforming to UL 50E Type 12 conforming to UL 50E Type 4 conforming to UL 50E Type 4X conforming to UL 50E
<b>IK degree of protection</b>	IK06 conforming to IEC 60068-2-75
<b>Standards</b>	IEC 60947-1 IEC 60947-5-1 IEC 60947-5-5 IEC 60204-1 IEC 60947-5-4 IEC 60364-5-53 ISO 13850 UL 60947-5-1 CSA C22.2 No 60947-5-1 JIS C8201-1 JIS C8201-5-1 GB/T 14048.5 BS EN 60947-5-1 GOST IEC 60947-5-1

<b>Product certifications</b>	CSA BV UL listed LROS (Lloyds register of shipping) DNV CE CCC CB Scheme UKCA EAC
<b>Vibration resistance</b>	5 gn (f= 10...500 Hz) conforming to IEC 60068-2-6 25 mm peak to peak (f= 2...10 Hz) conforming to IEC 60068-2-6
<b>Shock resistance</b>	30 gn (duration = 18 ms) for half sine wave acceleration conforming to IEC 60068-2-27 50 gn (duration = 11 ms) for half sine wave acceleration conforming to IEC 60068-2-27 25 gn (duration = 6 ms) for 1000 shocks on each axis conforming to IEC 60068-2-27

## Packing Units

<b>Unit Type of Package 1</b>	PCE
<b>Number of Units in Package 1</b>	1
<b>Package 1 Height</b>	4.400 cm
<b>Package 1 Width</b>	5.300 cm
<b>Package 1 Length</b>	9.300 cm
<b>Package 1 Weight</b>	136.000 g
<b>Unit Type of Package 2</b>	S03
<b>Number of Units in Package 2</b>	80
<b>Package 2 Height</b>	30.000 cm
<b>Package 2 Width</b>	30.000 cm
<b>Package 2 Length</b>	40.000 cm
<b>Package 2 Weight</b>	11.721 kg

## Logistical informations

<b>Country of origin</b>	CZ
--------------------------	----

## Contractual warranty

<b>Warranty (in months)</b>	18
-----------------------------	----



## Environmental Data

Schneider Electric aims to achieve Net Zero status by 2050 through supply chain partnerships, lower impact materials, and circularity via our ongoing “Use Better, Use Longer, Use Again” campaign to extend product lifetimes and recyclability.

[Environmental Data explained >](#)

[How we assess product sustainability >](#)



### Environmental footprint

Total lifecycle Carbon footprint	2 kg CO2 eq.
Carbon footprint of the manufacturing phase [A1 to A3]	2 kg CO2 eq.
Carbon footprint of the distribution phase [A4]	0 kg CO2 eq.
Carbon footprint of the installation phase [A5]	0 kg CO2 eq.
Carbon footprint of the use phase [B2, B3, B4, B6]	0 kg CO2 eq.
Carbon footprint of the end-of-life phase [C1 to C4]	0 kg CO2 eq.

## Use Better



### Materials and Substances

Average percentage of recycled plastic content	16 %
Average percentage of recycled metal content	20 %
Packaging made with recycled cardboard	No
Packaging without single use plastic	No
EU RoHS Directive	<a href="#">Compliant</a>
REACH Regulation	<a href="#">Free of Substances of Very High Concern above the threshold</a>

## Use Longer




### Lifetime extension

Repair	No
Product repair index	<a href="#">A</a>

## Use Again



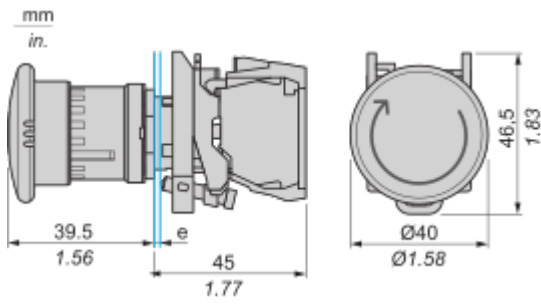
### Repack and remanufacture

Recyclability potential, in %	59
End of life manual availability	<a href="#">End of Life Information</a>
Take-back	No
WEEE Label	 The product must be disposed on European Union markets following specific waste collection and never end up in rubbish bins

Dimensions Drawings

Dimensions

---



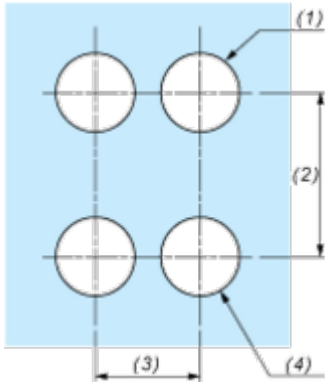
e : clamping thickness: 1 to 6 mm / 0.04 to 0.24 in.

## Mounting and Clearance

**Panel Cut-out for Pushbuttons, Switches and Pilot Lights (Finished Holes, Ready for Installation)**

---

Connection by Screw Clamp Terminals



(1) Diameter on finished panel or support

(2) 50 mm min. / 1.97 in. min.

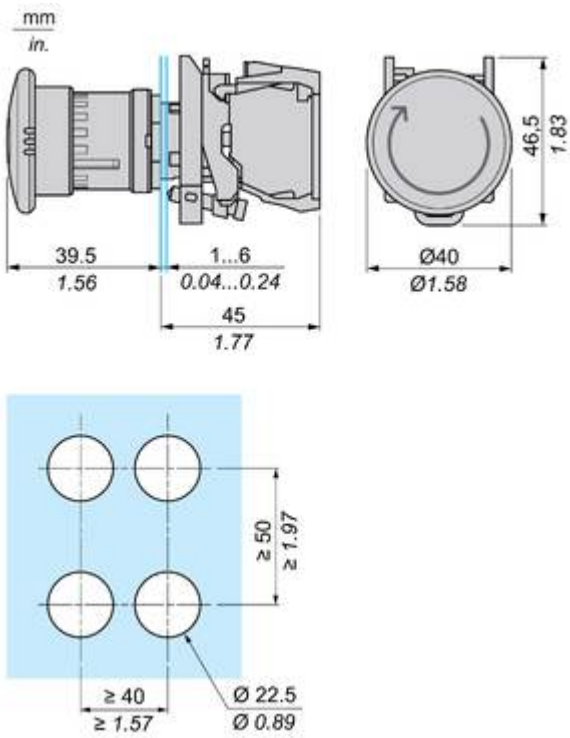
(3) 40 mm min. / 1.57 in. min.

(4)  $\varnothing$  22.5 mm / 0.89 in. recommended ( $\varnothing$  22.3 mm  $^{+0.4}_0$  / 0.88 in.  $^{+0.016}_0$ )

Technical Illustration

Dimensions

---



Offer Marketing Illustration

Product benefits / Features

---

**Features**  
Harmony XB4 e-stop function

**Wide modular range** to suit machines and operator safety.

**Ergonomic design** for emergency actuation in several environments

Designed to fit in a standard 22mm cut-out or Harmony XAPK control station ensuring compatibility with pre-existing machinery.

Large set of accessories: circular legends, illuminated legend rings, protective bellows for harsh environments and protective guards.

The infographic features a central image of a Schneider Electric XB4 e-stop button with a red circular legend. The background is green, and the text is white. The icons are: crossed wrench and screwdriver, a hand holding a button, a circuit breaker, and a pencil writing on a document.

Offer Marketing Illustration

Product benefits / Features

---

## Technical Benefits

### Harmony XB4 e-stop function

Fit to several customer functions needs: turn to release, push to release, key release

Guarantee of proper installation thanks to NC contact with monitoring function.



Fit for all machine sizes and environments:

- Small machines > 30 mm
- Standard machines > 40 mm
- Use of gloves > 60 mm

Designed as per international standards for high performance.

Image of product / Alternate images

Alternative

---

