


# Product datasheet

Specifications



## Harmony XAP, XB2 SL, Empty control station, zinc alloy, grey, M25, 3 cut-outs 22mm, 80 x 175 x 51,5

XAPD3203

EAN Code: 3389118321779

### Main

Range of product	Harmony XAP
Product or component type	Die-cast empty control station
Device short name	XAPD
Product destination	For Ø 22 mm control and signalling units
Product front plate size	80 x 175 mm
Usable depth	49 mm
Number of cut-out	3 cut-outs
Colour of base of enclosure	Grey (RAL 7035)
Colour of cover	Grey (RAL 7035)
Material	Die cast zinc
Sale per indivisible quantity	1
IP degree of protection	IP65 conforming to EN/IEC 60529 and EN/IEC 60947-5-1 IP66 conforming to EN/IEC 60529 and EN/IEC 60947-5-1 IP69 conforming to EN/IEC 60529 and EN/IEC 60947-5-1

### Complementary

Number of vertical rows	1
Number of horizontal rows	3
Cut-out dimensions	Ø 22 mm
Control station type	Metal
Cable entry	2 x cable gland conforming to ISO
Thread type	M25 x 1.5
CAD overall width	80 mm
CAD overall height	175 mm
CAD overall depth	51.5 mm
Product weight	0.87 kg

### Environment

Protective treatment	TC
Ambient air temperature for storage	-40...70 °C
Ambient air temperature for operation	-25...70 °C
Electrical shock protection class	Class I conforming to IEC 61140
IK degree of protection	IK07 conforming to IEC 62262

---

Resistance to chemical agents	Special treatment can be obtained on request
-------------------------------	--

---

Product certifications	EAC
------------------------	-----

---

## Packing Units

---

Unit Type of Package 1	PCE
------------------------	-----

---

Number of Units in Package 1	1
------------------------------	---

---

Package 1 Height	8.700 cm
------------------	----------

---

Package 1 Width	12.000 cm
-----------------	-----------

---

Package 1 Length	18.900 cm
------------------	-----------

---

Package 1 Weight	984.000 g
------------------	-----------

---

Unit Type of Package 2	S02
------------------------	-----

---

Number of Units in Package 2	6
------------------------------	---

---

Package 2 Height	15.000 cm
------------------	-----------

---

Package 2 Width	30.000 cm
-----------------	-----------

---

Package 2 Length	40.000 cm
------------------	-----------

---

Package 2 Weight	6.212 kg
------------------	----------

---

## Logistical informations

---

Country of origin	MA
-------------------	----

---

## Contractual warranty

---

Warranty (in months)	18
----------------------	----

---



## Environmental Data

Schneider Electric aims to achieve Net Zero status by 2050 through supply chain partnerships, lower impact materials, and circularity via our ongoing “Use Better, Use Longer, Use Again” campaign to extend product lifetimes and recyclability.

[Environmental Data explained >](#)

[How we assess product sustainability >](#)



### Environmental footprint

Total lifecycle Carbon footprint	7 kg CO2 eq.
Carbon footprint of the manufacturing phase [A1 to A3]	7 kg CO2 eq.
Carbon footprint of the distribution phase [A4]	0.1 kg CO2 eq.
Carbon footprint of the installation phase [A5]	0 kg CO2 eq.
Carbon footprint of the use phase [B2, B3, B4, B6]	0 kg CO2 eq.
Carbon footprint of the end-of-life phase [C1 to C4]	0.1 kg CO2 eq.
Environmental Disclosure	<a href="#">Product Environmental Profile</a>

## Use Better



### Materials and Substances

Packaging made with recycled cardboard	Yes
Packaging without single use plastic	Yes
EU RoHS Directive	<a href="#">Compliant</a>
REACH Regulation	<a href="#">Free of Substances of Very High Concern above the threshold</a>

## Use Longer



### Lifetime extension

Repair	No
--------	----

## Use Again

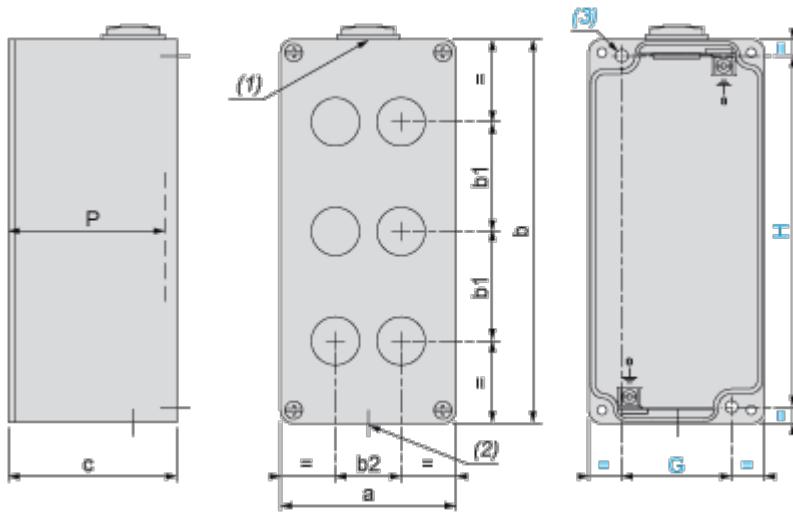


### Repack and remanufacture

End of life manual availability	No need of specific recycling operations
Take-back	No

Dimensions Drawings

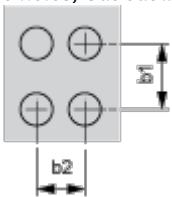
Dimensions and Fixing



- (1) : 1 hole, with blanking plug (protrusion 6 mm/0.24 in.), for cable gland ISO M25 x 1.5
- (2) : 1 hole, without blanking plug, for cable gland ISO M25 x 1.5
- (3) : 2 x Ø 5.6 mm/0.22 in. holes, depth 19 mm/0.75 in.
- P : Usable depth

a		b		c		G		H		P	
mm	in.	mm	in.	mm	in.	mm	in.	mm	in.	mm	in.
80	3.15	175	6.89	51.5	2.03	50	1.97	160	6.30	49	1.93

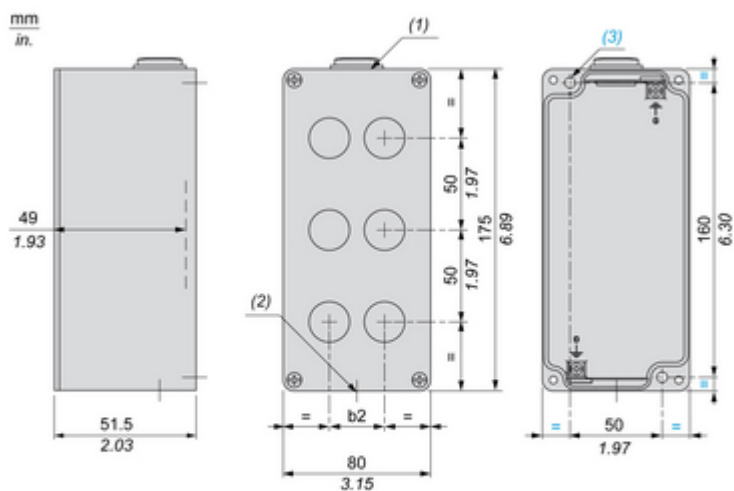
3 holes, Cut-out interaxis 22.5 mm ±0.20 mm / 0.885 in. ±0.0078 in. dimensions (vertical mounting)



- b1 Vertical interaxis: 50 mm/1.97 in.
- b2 Horizontal interaxis: in center of the box

Technical Illustration

Dimensions



- (1) 1 hole (with plug, 6 mm / 0.24 in. protrusion), for cable gland ISO M25 x 1.5
- (2) 1 hole (no plug) for cable gland ISO M25 x 1.5
- (3) 2 holes Ø5.6 mm / 0.22 in., depth 19 mm / 0.75 in.
- (b2) Horizontal interaxis: Centered in box

Offer Marketing Illustration

Product benefits / Features

---

### Features XAP



 Empty stations for customer assembly with 1 to 10 holes depending on the model

 Metal offer for use in a wide range of environments

 Operating simplicity, flexibility, and robustness

 Full compatibility with Harmony XB4 or Harmony XB5 pushbutton ranges

 Pre-drilled or undrilled zinc or aluminium alloy enclosures

Offer Marketing Illustration

Product benefits / Features

---




Image of product / Alternate images

Alternative

---

