

RIF-2-RPT-LDP-24DC/2X21 - Relay module



2903315

<https://www.phoenixcontact.com/gb/products/2903315>

Please be informed that the data shown in this PDF document is generated from our online catalog. Please find the complete data in the user documentation. Our general terms of use for downloads are valid.



Preassembled relay module with Push-in connection, consisting of: relay base, power contact relay, and retaining bracket. Contact switching type: 2 changeover contacts. Input voltage: 24 V DC

Product description

The pluggable electromechanical and solid-state relays in the RIFLINE complete product range and the base are recognized and approved in accordance with UL 508. The relevant approvals can be called up at the individual components in question.

Commercial data

Item number	2903315
Packing unit	10 pc
Minimum order quantity	10 pc
Sales key	DK652A
Product key	DK652A
GTIN	4046356732178
Weight per piece (including packing)	108.83 g
Weight per piece (excluding packing)	100 g
Customs tariff number	85364110
Country of origin	CN

RIF-2-RPT-LDP-24DC/2X21 - Relay module



2903315

<https://www.phoenixcontact.com/gb/products/2903315>

Set consists of

RIF-2-BPT/4X21 - Relay base

2900934

<https://www.phoenixcontact.com/gb/products/2900934>



Relay base RIF-2..., for industrial relay with 2 or 4 changeover contacts, Push-in connection, plug-in option for input/interference suppression modules, for mounting on NS 35/7,5

REL-IR2/LDP- 24DC/2X21 - Single relay

2903660

<https://www.phoenixcontact.com/gb/products/2903660>



Plug-in industrial relay with power contacts, 2 changeover contacts, test button, status LED, freewheeling diode, mechanical switching position indicator, polarity: A1+, A2-, input voltage: 24 V DC

RIF-2-RPT-LDP-24DC/2X21 - Relay module



2903315

<https://www.phoenixcontact.com/gb/products/2903315>

RIF-RH-2 - Retaining bracket

2900954

<https://www.phoenixcontact.com/gb/products/2900954>



Relay retaining bracket, with ejector function and holder for marking material, suitable for RIF-2 relay base, for industrial relay

Technical data

Product properties

Product type	Relay Module
Product family	RIFLINE complete
Application	Universal
Operating mode	100% operating factor
Mechanical service life	approx. 2×10^7 cycles

Insulation characteristics

Insulation	Basic insulation
Overvoltage category	III
Pollution degree	2 (Rated voltage of 230/400 V)

Data management status

Date of last data management	30.04.2026
------------------------------	------------

Electrical properties

Maximum power dissipation for nominal condition	1.01 W
Test voltage (Winding/contact)	2.5 kV _{rms} (50 Hz, 1 min., winding/contact)
Test voltage (Contact/contact)	2.5 kV _{rms} (50 Hz, 1 min., contact/contact)
Rated insulation voltage	250 V AC
Rated surge voltage	4 kV

Input data

Coil side

Nominal input voltage U_N	24 V DC
Input voltage range	19.2 V DC ... 30 V DC (20 °C)
Input voltage range in reference to U_N	see diagram
Drive and function	monostable
Drive (polarity)	polarized
Typical input current at U_N	42 mA
Typical response time	13 ms
Typical release time	14 ms
Coil voltage	24 V DC
Protective circuit	Freewheeling diode
Operating voltage display	Yellow LED

Output data

Switching

Contact switching type	2 changeover contacts
Type of switch contact	Single contact
Contact material	AgNi

RIF-2-RPT-LDP-24DC/2X21 - Relay module



2903315

<https://www.phoenixcontact.com/gb/products/2903315>

Maximum switching voltage	250 V AC/DC
Minimum switching voltage	5 V (24 mA)
Limiting continuous current	10 A (see diagram)
Maximum inrush current	30 A (20 ms, N/O contacts)
Min. switching current	5 mA (24 V)
Interrupting rating (ohmic load) max.	240 W (at 24 V DC)
	124 W (at 48 V DC)
	108 W (at 60 V DC)
	52 W (at 110 V DC)
	48 W (at 220 V DC)
	2500 VA (for 250 V AC)
Switching capacity	2 A (at 24 V, DC13)
	0.22 A (at 120 V, DC13)
	0.11 A (at 250 V, DC13)
	3 A (at 120 V, AC15)
	1.5 A (at 240 V, AC15)

Connection data

Connection method	Push-in connection
Stripping length	8 mm
Conductor cross-section rigid	0.14 mm ² ... 1.5 mm ²
Conductor cross-section flexible	0.14 mm ² ... 1.5 mm ²
	0.14 mm ² ... 1.5 mm ² (Ferrule with plastic sleeve)
	0.14 mm ² ... 1 mm ² (Ferrule with plastic sleeve, two conductors on double terminal block)
Conductor cross-section AWG	26 ... 16 (solid)
	26 ... 16 (flexible)

Dimensions

Item dimensions

Width	31 mm
Height	96 mm
Depth	75 mm

Drill hole

Diameter	3.2 mm
----------	--------

Material specifications

Color	gray (RAL 7042)
Flammability rating according to UL 94 (Housing)	V2 (Housing)

Environmental and real-life conditions

Ambient conditions

Degree of protection (Relay base)	IP20 (Relay base)
-----------------------------------	-------------------

RIF-2-RPT-LDP-24DC/2X21 - Relay module



2903315

<https://www.phoenixcontact.com/gb/products/2903315>

Degree of protection (Relay)	RT I (Relay)
Ambient temperature (operation)	-40 °C ... 60 °C
Ambient temperature (storage/transport)	-40 °C ... 85 °C

Approvals

Corrosive gas test

Identification	ISA-S71.04. G3 Harsh Group
	EN 60068-2-60

Standards and regulations

Standards/regulations	IEC 60947-5-1
-----------------------	---------------

Mounting

Mounting type	DIN rail mounting
Assembly note	in rows with zero spacing
Mounting position	any

Drawings

Diagram



① DC coil (observe contact derating)

② AC coil (observe contact derating)

Operating voltage range

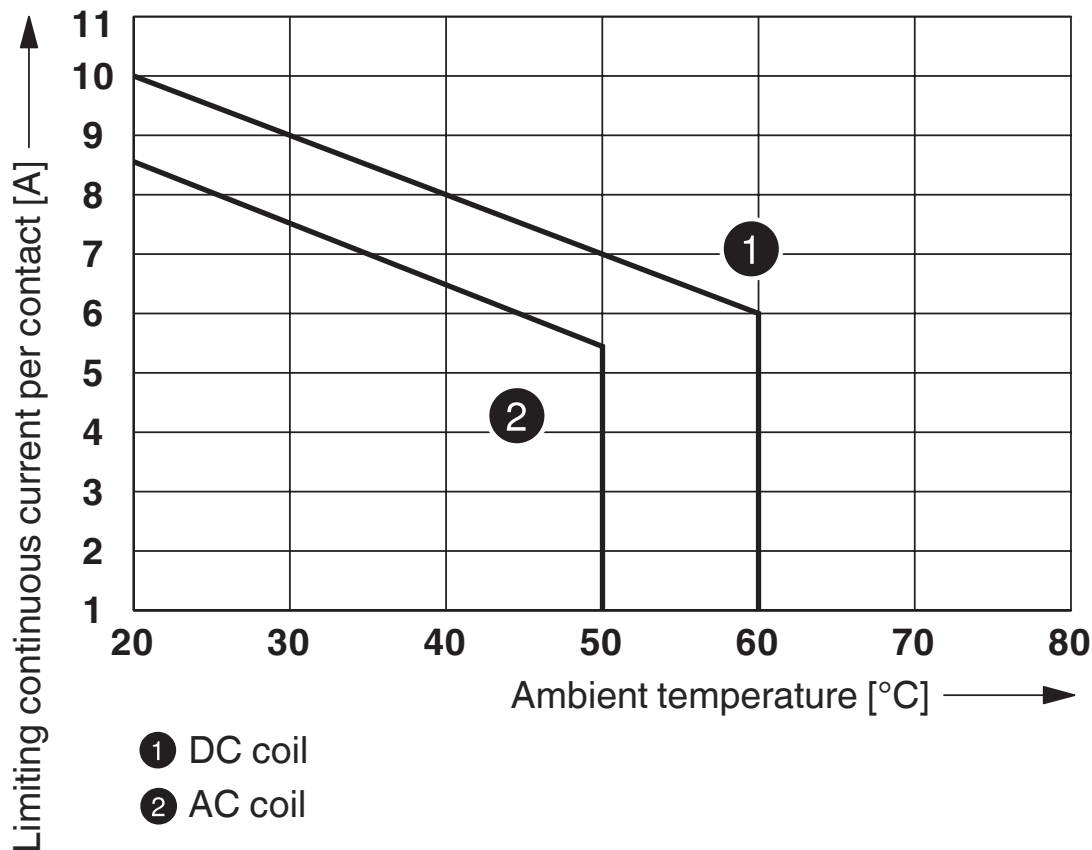
Diagram



- ① AC, ohmic load
- ② DC, ohmic load

Interrupting rating

Diagram



Contact derating

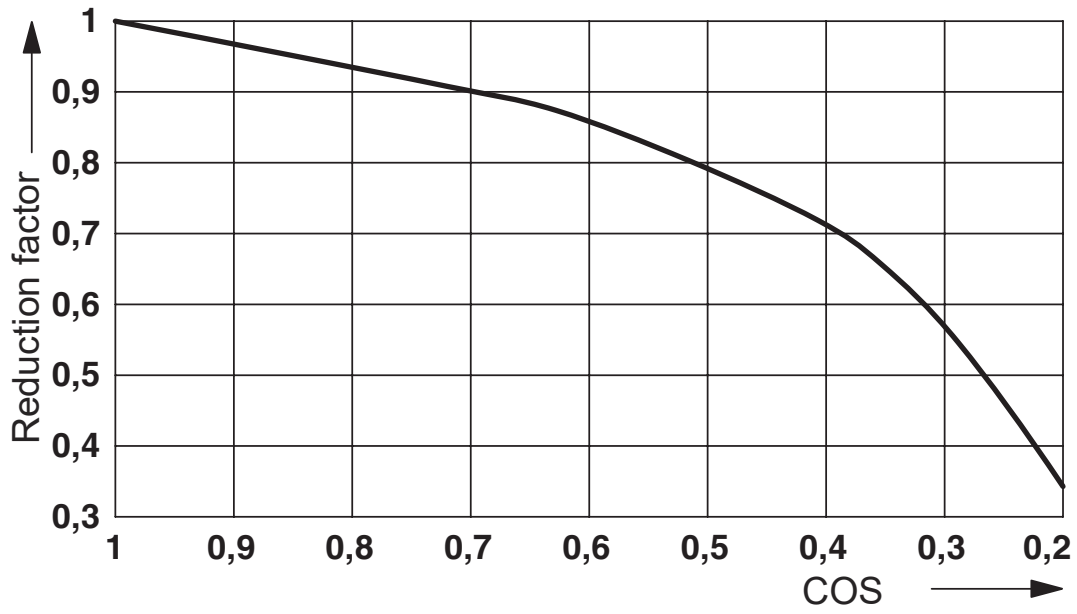
Diagram



① 250 V AC, Ohmic load

Electrical service life

Diagram



Service life reduction factor



Permissible humidity for operation and storage.

The maximum permissible ambient temperature as specified in the data sheet must be observed.

Area A: Ice buildup at ambient temperatures $\leq 0^\circ\text{C}$ must be prevented

Area B: Condensation at ambient temperatures $> 0^\circ\text{C}$ must be prevented

On 30 full days that are naturally distributed across an entire year, a humidity level of 95% is permissible at an ambient temperature $\leq 25^\circ\text{C}$.

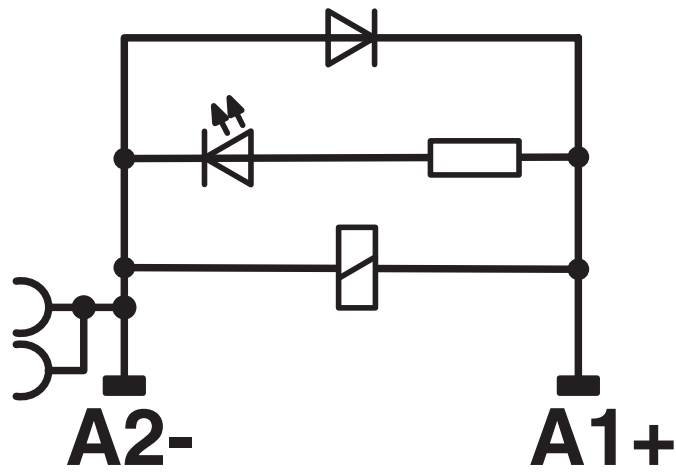
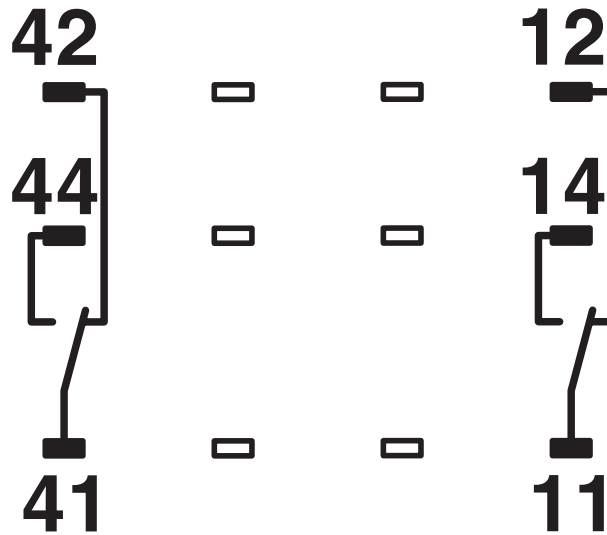
RIF-2-RPT-LDP-24DC/2X21 - Relay module



2903315

<https://www.phoenixcontact.com/gb/products/2903315>

Circuit diagram



DC coils

RIF-2-RPT-LDP-24DC/2X21 - Relay module



2903315

<https://www.phoenixcontact.com/gb/products/2903315>

Approvals

🔗 To download certificates, visit the product detail page: <https://www.phoenixcontact.com/gb/products/2903315>

DNV

Approval ID: TAA000018V

RIF-2-RPT-LDP-24DC/2X21 - Relay module



2903315

<https://www.phoenixcontact.com/gb/products/2903315>

Classifications

ECLASS

ECLASS-13.0	27371601
ECLASS-15.0	27371601

ETIM

ETIM 10.0	EC001437
-----------	----------

UNSPSC

UNSPSC 21.0	39122300
-------------	----------

RIF-2-RPT-LDP-24DC/2X21 - Relay module



2903315

<https://www.phoenixcontact.com/gb/products/2903315>

Environmental product compliance

EU RoHS

Fulfills EU RoHS substance requirements	Yes, No exemptions
---	--------------------

China RoHS

Environment friendly use period (EFUP)	EFUP-E
	No hazardous substances above the limits

EU REACH SVHC

REACH candidate substance (CAS No.)	No substance above 0.1 wt%
-------------------------------------	----------------------------

Phoenix Contact 2026 © - all rights reserved
<https://www.phoenixcontact.com>

PHOENIX CONTACT Ltd
Halesfield 13, Telford
Shropshire, TF7 4PG
01952 681700
info@phoenixcontact.co.uk