



131B1067 [↗](#)

FC-302P7K5T5E55H1BGXXXXXXXAXBXXXXDX

Frequency converter

FC-302P7K5T5E55H1BGXXXXXXXAXBXXXXDX

VLT® AutomationDrive FC-302

(P7K5) 7.5 KW / 10 HP,

Three phase, 380 - 500 VAC, IP55 / Type 12

(H1) RFI Class A1/B (C1)

Brake chopper

Graphical Loc. Cont. Panel

Not coated PCB, No Mains Option

Latest release std. SW.

Frame: A5

No A Option, No B Option

No C1 option, No D option

Other options according to Model code

Model code: FC-302P7K5T5E55H1BGXXXXXXXAXBXXXXDX

The VLT® AutomationDrive represents a single drive concept that controls the entire range of operations from ordinary to servo like applications on any machine or production line.

View Efficiency Data [↗](#)

Product details

Characteristic	Value
Gross weight	13.126 Kilogram
Net weight	12.51 Kilogram
Volume	39.798 Liter
EAN	5702427156647
Product View (Switch)	Global (Standard)
Product Group	VLT® AutomationDrive FC-
Series	302
Power Rating	(P7K5) 7.5 KW / 10 HP
Phase	Three phase
Mains Voltage	380 - 500 VAC
Enclosure	IP55 / Type 12
RFI Filter	(H1) RFI Class A1/B (C1)

Danfoss can accept no responsibility for possible errors in catalogs, brochures and other printed material. Danfoss reserves the right to alter its products without notice. This also applies to products already on order provided that such alterations can be made without sub-sequential changes being necessary in specifications already agreed. All trademarks in this material are property of the respective companies. Danfoss and the Danfoss logotype are trademarks of Danfoss A/S. All rights reserved.



Product details

Characteristic	Value
Brake - Safe Stop	Brake chopper
LCP	Graphical Loc. Cont. Panel
Coating PCB	Not coated PCB
Mains Option	No Mains Option
Adaptation A	Standard Cable Entries
Adaptation B	No adaptation
Software Release	Latest release std. SW.
Software Language Pack	Standard Language Pack
A Option	No A Option
B Option	No B Option
C0 Option MCO	No C0 option
C1 Option	No C1 option
C Option Software	No software option
D Option	No D option
Frame Size	A5
Typecode Part 1	FC-302P7K5T5E55H1BGX
Typecode Part 2	XXXSXXXAXBXCXXXXDX
Product Catalog	NO VIEW
Power 160% (HO) [KW]	7.5
Height [mm]	420,0
Width w/ no C options [mm]	242,0
Depth [mm]	200,0
Depth with Option A/B [mm]	200,0
kVA	11.1
Power Loss HO [W]	225
Power Loss HO [W]	225
Continuous Current (HO) [A]	16
Intermittent Current (HO) [A]	25.6
Continuous Current (HO) [A]	14.5
Intermittent Current (HO) [A]	23.2
Calculated Gross Weight [kg]	13.126

Danfoss can accept no responsibility for possible errors in catalogs, brochures and other printed material. Danfoss reserves the right to alter its products without notice. This also applies to products already on order provided that such alterations can be made without sub-sequential changes being necessary in specifications already agreed. All trademarks in this material are property of the respective companies. Danfoss and the Danfoss logotype are trademarks of Danfoss A/S. All rights reserved.



Product details

Characteristic	Value
Calculated Net Weight [kg]	12.51
ECCN EU	Y901
ECCN US	3A999.a
Vendor	Cannot Determine Vendor
Recommended Factory	Cannot Determine Vendor
Modelcode01	FC-302P7K5T5E55H1BGX
Modelcode02	XXXSXXXAXBXCXXXXDX
Recommended Plant	ERR01
DrivePro category	Exchange Unit

For Documents, Software, Visuals and more information, please use this link to visit the product page on Danfoss Product Store

Accessories



[130B0295](#)
sparepart/terminals accessory bag



[130B1023](#)
Accessory bag for smooth cable entry A5
 accessory bag for a5 enclosure



[130B1028](#)
Panel Through Mounting Kit, A5
 Push-through frame kit for FC size A5 Contains mounting frame, seal, fastening material and assembly instructions.



[130B1070](#)
RS485 plug, FC series, 10 pcs
 10pcs RS485 connectors for FC-series.
 Product group: R



[130B1071](#)
6 Pole Connector, FC series, 10 pcs
 6-pole spring cage connectors 10 pcs

For more information, please use this link to visit the product page on Danfoss Product Store

Danfoss can accept no responsibility for possible errors in catalogs, brochures and other printed material. Danfoss reserves the right to alter its products without notice. This also applies to products already on order provided that such alterations can be made without sub-sequential changes being necessary in specifications already agreed. All trademarks in this material are property of the respective companies. Danfoss and the Danfoss logotype are trademarks of Danfoss A/S. All rights reserved.

Accessories




[130B1077](#) 
Blindcover, w/ Danfoss logo, IP55/66
 LCP Blindcover IP66



[130B1078](#) 
VLT® Control Panel LCP 102, graphical
 LCP 102 - graphic control unit for FC100 / 200/300, degree of protection IP66




[130B1080](#) 
Mounting Brackets, IP55/66, A5
 Mounting brackets for enclosure size A5




[130B1088](#) 
LCP Blindcover, w/ Danfoss logo, IP20/21




[130B1098](#) 
Back plate, IP55/Type12, A5
 FC 300 back cover (galvanized steel) for the devices in IP21 / 55 Case size: A5




[130B1100](#) 
VLT® Profibus DP V1 MCA 101
 Provides wide compatibility, a high level of availability, support for all major PLC vendors and compatibility with future versions. Fast, efficient communication, transparent installation, advanced diagnosis and parameterization and auto-configuration of process data using GSD-file. Acyclic parameterization using PROFIBUS DP-V1, –PROFIdrive or Danfoss FC profile state machines, PROFIBUS DP-V1, Master Class 1 and 2.



[130B1102](#) 
VLT® DeviceNet MCA 104, uncoated
 Robust, efficient data handling thanks to advanced Producer/Consumer technology. ODVA's strong conformance testing policies ensure products are interoperable, and the AC-drive profile, supported using I/O instance 20/70.21/71, secures compatibility to existing systems.




[130B1103](#) 
VLT® CAN Open MCA 105, uncoated
 Standardized handling and interoperability for high flexibility and low costs. Fully equipped with both high-priority access to control and status of the drive (PDO Communication) and access to all parameters through acyclic data (SDO Communication). For interoperability the option has implemented the DSP402 AC-drive profile.

For more information, please use this link to visit the product page on Danfoss Product Store 

Danfoss can accept no responsibility for possible errors in catalogs, brochures and other printed material. Danfoss reserves the right to alter its products without notice. This also applies to products already on order provided that such alterations can be made without sub-sequential changes being necessary in specifications already agreed. All trademarks in this material are property of the respective companies. Danfoss and the Danfoss logotype are trademarks of Danfoss A/S. All rights reserved.

Accessories




[130B1107](#) 

VLT® Control Panel LCP 102

Graphic operating unit LCP102 Illuminated graphic display with plain text. Supports all languages and characters. Quick menu for brief commissioning. Saving and copying parameter sets. Online help for each function




[130B1108](#) 

VLT® 24V DC Supply MCB 107, uncoated

Connect an external DC supply to keep the control section and any installed option alive during power failure. Enables full operation of the LCP (including the parameter setting) and all installed options without connection to mains.



[130B1110](#) 

VLT® Relay Option MCB 105, uncoated

Relay extension for FC 100 and FC 300. Extension with 3 additional load relays (changeover contacts), easy to retrofit thanks to modular technology.


Max. Load 240V AC (resistive): 2 A

Max. Load 240V AC (Cos Phi 0.4): 0.2 A

Max. Load 24V DC (ohmic): 1 A

Max. Load 24V DC (inductive): 0.1 A




[130B1113](#) 

LCP Mounting Kit w/ graphical LCP102, 3m

The kit includes graphical LCP, fasteners, 3m cable and gasket.




[130B1114](#) 

LCP Mounting Kit w/ numerical LCP101, 3m

The kit includes numerical LCP, fasteners, 3m cable and gasket.




[130B1115](#) 

VLT® Encoder Input MCB 102, uncoated

Offers the possibility to connect various types of incremental and absolute encoders. The connected encoder can be used for closed-loop speed control as well as closed-loop flux motor control.



[130B1117](#) 

LCP Mounting Kit, w/ no LCP

The kit includes fasteners, 3m cable and gasket - There is no LCP included.

For more information, please use this link to visit the product page on Danfoss Product Store [🔗](#)

Danfoss can accept no responsibility for possible errors in catalogs, brochures and other printed material. Danfoss reserves the right to alter its products without notice. This also applies to products already on order provided that such alterations can be made without sub-sequential changes being necessary in specifications already agreed. All trademarks in this material are property of the respective companies. Danfoss and the Danfoss logotype are trademarks of Danfoss A/S. All rights reserved.

Accessories



[130B1119](#)

VLT® EtherNet/IP MCA 121, uncoated

MCA 121 EtherNet / IP interface

- Allows connection to EtherNet / IP based Automation systems via CIP (CommonInterface Protocol)
- 2 port design reduces external components
- HTTP for diagnosis via built-in web server
- SMTP, DHCP and FTP protocols
- Prepared for parameterization with the MCT 10 software via TCP / IP
- Certified according to ODVA



[130B1120](#)

VLT® Safe PLC I/O MCB 108, uncoated

Connection converter for FC 300 with control input for a safe stop. Allows secure connection. Output modules with diagnostic pulse (Cross-circuit monitoring).



[130B1124](#)

VLT® Control Panel LCP 101, numeric

Numerical control unit for FC 100 and FC 300. Allows access to all device parameters. Quick menu for brief commissioning. Manual / auto switchover and alarm acknowledgment.



[130B1125](#)

VLT® General Purpose I/O MCB 101, unctd

MCB 101 - Advanced I / O option

Expands the number of freely programmable Control inputs and outputs around the following I / Os:

- 3 digital inputs opto-decoupled 0 - 24 V.
- 2 analog inputs 0 - 10 V.
- 2 digital outputs NPN / PNP switchable 24 V
- 1 analog output 0/4 - 20 mA



[130B1127](#)

VLT® Resolver Input MCB 103, uncoated

Enables connection of a resolver to provide speed feedback from the motor. Spring loaded connection.



[130B1129](#)

LCP Mounting Kit FC IP55/66, 8m

The kit includes fasteners, 8m cable, gasket and a blind cover to ensure IP55/ 66 after the LCP has been mounted elsewhere. The 8m cable is open in one end and the connector block is included in the package. No LCP included.

For more information, please use this link to visit the product page on Danfoss Product Store [↗](#)

Danfoss can accept no responsibility for possible errors in catalogs, brochures and other printed material. Danfoss reserves the right to alter its products without notice. This also applies to products already on order provided that such alterations can be made without sub-sequential changes being necessary in specifications already agreed. All trademarks in this material are property of the respective companies. Danfoss and the Danfoss logotype are trademarks of Danfoss A/S. All rights reserved.

Accessories



[130B1134](#)

VLT® Motion Control MCO 305, uncoated

Integrated and programmable motion controller for VLT® AutomationDrive FC 301 and FC 302

- Adds additional functionality and flexibility as it is a freely programmable module
- Optimized for all types of positioning and synchronization applications
- Make your own program specially adapted to your application

Contains:

- synchronization (electronic shaft), positioning and electronic cam control
- 2 inputs support both stepwise and absolute encoders
- 1 encoder output (virtual master function)

10 digital inputs

8 digital outputs

- Sends and receives data via fieldbus interface (requires fieldbus Option)

- PC software for programming and commissioning.

Remember to order the Mounting kit if the above MCO option is required retrofitted.

130B7530 - Mounting kit for enclosures A2 and A3

130B7531 - Mounting kit for MCO Option, together with MCB 113, in enclosures A2 and A3.

130B1413 - Mounting kit for enclosure B3

130B1414 - Mounting kit for MCO Option, together with MCB 113, in enclosure B3

130B7532 - Mounting kit for enclosure A5

130B7533 - Mounting kit for all enclosures B, C, D, E and F (B3 excepted)

Danfoss MCO options are not sold without prior advice. Danfoss can offer help with programming / setting up MCO options. Contact Danfoss for advice and prices.

Product group: R



[130B1135](#)

VLT® PROFINET MCA 120, uncoated

MCA 120 PROFINET interface

- Supports operation on PROFINET network with extensive properties
- DCP support for easy setting u. Communication parameters via the PLC
- On Board web-Page with Drive Status
- Parameterization with the MCT10 software
- 2 port version, reduced external hardware



[130B1137](#)

VLT® PTC Thermistor Card MCB 112, ctd

MCB 112 PTC - thermistor relay MS220DA In connection with ATEX certified explosion-proof motors for full motor protection. Certified PTC sensors are the sole protection required. Integrable module with ATEX-compliant full thermal motor protection 1 PTB-certified PTC thermistor input 1 switch-off signal for using the Safe Stop function 1 logic output for error identification

For more information, please use this link to visit the product page on Danfoss Product Store [🔗](#)

Danfoss can accept no responsibility for possible errors in catalogs, brochures and other printed material. Danfoss reserves the right to alter its products without notice. This also applies to products already on order provided that such alterations can be made without sub-sequential changes being necessary in specifications already agreed. All trademarks in this material are property of the respective companies. Danfoss and the Danfoss logotype are trademarks of Danfoss A/S. All rights reserved.

Accessories



[130B1152](#)

VLT® Synchronizing Contr. MCO350, unctd

Expands the functional properties of the VLT® AutomationDrive in synchronizing applications, and replaces traditional mechanical solutions. Speed synchronizing. Position (angle) synchronizing with or without marker correction. Online adjustable gear ratio. Online adjustable position (angle) offset. Encoder output with virtual master function for synchronization of multiple followers. Control via I/Os or fieldbus. Home function. Configuration as well as read-out of status and data via the Local Control Panel of the drive.



[130B1153](#)

VLT® Position Controller MCO351, unctd

Extends the functional characteristics of the frequency converter in positioning applications

- Direct positioning via fieldbus, relative positioning, absolute positioning and touch probe positioning
- End stop handling (software and hardware)
- Mechanical brake handling (programmable hold delay)

Error handling

- Jog speed / manual operation
- None for programming, as it is pre-programmed

Remember to order the Mounting kit if the above MCO option is required retrofitted.

130B7530 - Mounting kit for enclosures A2 and A3

130B7531 - Mounting kit for MCO Option, together with MCB 113, in enclosures A2 and A3

130B1413 - Mounting kit for enclosure B3

130B1414 - Mounting kit for MCO Option, together with MCB 113, in enclosure B3

130B7532 - Mounting kit for enclosure A5

130B7533 - Mounting kit for all enclosures B, C, D, E and F (B3 excepted)

Danfoss MCO options are not sold without prior advice. Danfoss can offer help with programming / setting up MCO options. Contact Danfoss for advice and prices.

Product group: R



[130B1155](#)

USB extension Cable, 350mm

USB extension kit for FC 300 cable length: 350mm for the housing size:

B2, C1 and C2 screw connection M 25



[130B1164](#)

VLT® Extended Relay Card MCB 113

Adds 7 digital inputs and 2 analog outputs for increased flexibility. 4

SPDT relays. Meets NAMUR recommendations. Galvanic isolation capability.



[130B1170](#)

LCP Panel Mounting Kit


The kit includes fasteners and gasket. No LCP and no cable included.

For more information, please use this link to visit the product page on Danfoss Product Store [🔗](#)

Danfoss can accept no responsibility for possible errors in catalogs, brochures and other printed material. Danfoss reserves the right to alter its products without notice. This also applies to products already on order provided that such alterations can be made without sub-sequential changes being necessary in specifications already agreed. All trademarks in this material are property of the respective companies. Danfoss and the Danfoss logotype are trademarks of Danfoss A/S. All rights reserved.

Accessories




[130B1172](#) 

VLT® Sensor Input Card MCB 114, unctd

Protects the motor from being overheated by monitoring the temperature of bearings and windings in the motor. Three self-detecting sensor inputs for 2 or 3 wire PT100/PT1000 sensors. One additional analog input 4–20 mA.




[130B1196](#) 

VLT® Modbus TCP MCA 122

MCA 122 Modbus TCP interface Complex compatibility tests make the perfect operation in Modbus TCP systems for sure.

- On Board web-Page with Drive Status
- Parameterization with MCT10 software
- 2 port version reduces effort for external hardware (switch, cables, etc.) and allows flexible bus topologies




[130B1200](#) 

VLT® Profibus DP V1 MCA 101, coated

Provides wide compatibility, a high level of availability, support for all major PLC vendors and compatibility with future versions. Fast, efficient communication, transparent installation, advanced diagnosis and parameterization and auto-configuration of process data using GSD- file. Acyclic parameterization using PROFIBUS DP-V1, –PROFIdrive or Danfoss FC profile state machines, PROFIBUS DP-V1, Master Class 1 and 2.




[130B1202](#) 

VLT® DeviceNet MCA 104, coated

MCA 104 - DeviceNet interface Option for FC300 and FC100 for mounting on the control card. Painted version




[130B1203](#) 

VLT® Encoder Input MCB 102, coated

Offers the possibility to connect various types of incremental and absolute encoders. The connected encoder can be used for closed-loop speed control as well as closed-loop flux motor control.



[130B1205](#) 

VLT® CAN Open MCA 105, coated

CANopen interface for FC 300. Max. Baud rate 500 kBit / s. Support that DSP402 drive profile and PDO / SDO communication. Painted version for harsh environments. Easy to retrofit thanks to modular technology.

For more information, please use this link to visit the product page on Danfoss Product Store [🔗](#)

Danfoss can accept no responsibility for possible errors in catalogs, brochures and other printed material. Danfoss reserves the right to alter its products without notice. This also applies to products already on order provided that such alterations can be made without sub-sequential changes being necessary in specifications already agreed. All trademarks in this material are property of the respective companies. Danfoss and the Danfoss logotype are trademarks of Danfoss A/S. All rights reserved.

Accessories



[130B1208](#)

1xMCB 107 24V DC coat w. mount. brackets

Connect an external DC supply to keep the control section and any installed option alive during power failure. Enables full operation of the LCP (including the parameter setting) and all installed options without connection to mains.



[130B1210](#)

VLT® Relay Option MCB 105, coated

Relay extension for FC 100 and FC 300.
 Extension with 3 additional load relays (changeover contacts), easy to retrofit thanks to modular technology.
 Painted version for harsh environments, easy to retrofit thanks to modular technology.
 Max. Load 240V AC (resistive): 2 A
 Max. Load 240V AC (Cos Phi 0.4): 0.2 A
 Max. Load 24V DC (ohmic): 1 A
 Max. Load 24V DC (inductive): 0.1 A



[130B1212](#)

VLT® General Purpose I/O MCB 101, ctd

MCB 101 - Advanced I / O option Expands the number of freely programmable Control inputs and outputs around the following I / Os:

- 3 digital inputs opto-decoupled 0 - 24 V.
 - 2 analog inputs 0 - 10 V.
 - 2 digital outputs NPN / PNP switchable 24 V
 - 1 analog output 0/4 - 20 mA with reinforced coating
-



[130B1219](#)

VLT® EtherNet IP MCA 121, coated

EtherNet/IP extends commercial off-the-shelf Ethernet to the Common Industrial Protocol (CIP™) – the same upper-layer protocol and object model found in DeviceNet. Built-in high-performance switch enabling line-topology, and eliminating the need for external switches. Device Level Ring (DLR) topology for higher system availability. Based on CIP™, makes the reuse of PLC program possible when migrating from DeviceNet to EtherNet/IP. Built-in web server provides remote diagnosis and reading out of basic drive parameters. E-mail notification provides fast access to warnings or alarm information. Unicast and Multicast communication for improved network utilization. Certified by ODVA for fulfilment of the newest standard.

For more information, please use this link to visit the product page on Danfoss Product Store [↗](#)

Danfoss can accept no responsibility for possible errors in catalogs, brochures and other printed material. Danfoss reserves the right to alter its products without notice. This also applies to products already on order provided that such alterations can be made without sub-sequential changes being necessary in specifications already agreed. All trademarks in this material are property of the respective companies. Danfoss and the Danfoss logotype are trademarks of Danfoss A/S. All rights reserved.

Accessories



[130B1220](#)

VLT® Safe PLC I/O MCB 108, coated

Increases security and helps you meet requirement security levels - VLT® AutomationDrive FC 302 has a safety input based on a single pole 24 V DC input - Security in a cost-effective way Possibility of connection to two conductor safety system Possibility to interrupt on the plus or minus side without disturbing the sensor signal



[130B1227](#)

VLT® Resolver Input MCB 103, coated

Resolver extension for FC 300. Enables the connection of the following Resolver types: Input voltage: 4..8 Vrms Input frequency: 2.5..15 kHz Number of resolver poles: 2 or 4



[130B1234](#)

VLT® Motion Control MCO 305, coated

Integrated and programmable motion controller for VLT® AutomationDrive FC 301 and FC 302

- Adds additional functionality and flexibility as it is a freely programmable module
- Optimized for all types of positioning and synchronization applications
- Make your own program specially adapted to your application

Contains:

- synchronization (electronic shaft), positioning and electronic cam control
- 2 inputs support both stepwise and absolute encoders
- 1 encoder output (virtual master function) 10 digital inputs
- 8 digital outputs
- Sends and receives data via fieldbus interface (requires fieldbus option)
- PC software for programming and commissioning Remember to order the Mounting kit if the above MCO option is required retrofitted.

130B7530 - Mounting kit for enclosures A2 and A3

130B7531 - Mounting kit for MCO Option, together with MCB 113, in enclosures A2 and A3

130B1413 - Mounting kit for enclosure B3

130B1414 - Mounting kit for MCO Option, together with MCB 113, in enclosure B3

130B7532 - Mounting kit for enclosure A5

130B7533 - Mounting kit for all enclosures B, C, D, E and F (B3 excepted) Danfoss MCO options are not sold without prior advice.

Danfoss can offer help with programming / setting up MCO options. Contact Danfoss for advice and prices. Product group: R



[130B1235](#)

VLT® PROFINET MCA 120, coated

MCA 120 PROFINET interface

With reinforced coating (class 3C3 / IEC 60721-3-3)

- Supports operation on PROFINET network with extensive characteristics
- DCP support for easy setting u. Communication parameters via the PLC
- on Board web-Page with Drive Status
- parameterization with the MCT10 software
- 2-port version, reduced external hardware

For more information, please use this link to visit the product page on Danfoss Product Store [🔗](#)

Danfoss can accept no responsibility for possible errors in catalogs, brochures and other printed material. Danfoss reserves the right to alter its products without notice. This also applies to products already on order provided that such alterations can be made without sub-sequential changes being necessary in specifications already agreed. All trademarks in this material are property of the respective companies. Danfoss and the Danfoss logotype are trademarks of Danfoss A/S. All rights reserved.

Accessories



[130B1245](#)

VLT® PROFIBUS Converter MCA 113, ctd

Ensures easy and quick replacement of VLT®3000 to VLT® AutomationDrive. VLT® 3000 can then be replaced by VLT® AutomationDrive or

- the system Can be expanded without costly changes to the PLC program
 - Flexible investment as it is easy to remove and replace option when upgrading to another fieldbus
- Product group: R1



[130B1246](#)

VLT® PROFIBUS Converter MCA 114, ctd

A special version of the PROFIBUS options that emulates VLT® 5000 commands in the VLT® AutomationDrive. The VLT® 5000 can be replaced by the VLT® AutomationDrive, or an existing system can be expanded without costly change of the PLC program. For upgrade to a different fieldbus, the installed converter is easily removed and replaced with a new option. This secures the investment without losing flexibility. The option supports DPV1.



[130B1252](#)

VLT® Synchronizing Ctrl. MCO 350, ctd

MCO 350 - synchronous controller Based on the MCO 305 prefabricated controller for Synchronization tasks. The adjustment takes place through parameter settings. Specific Programming skills are not required.

- 2 encoder inputs, both for incremental as well as absolute encoder
- 1 encoder output (virtual master function)
- 10 additional digital inputs
- 8 additional digital outputs
- fieldbus Communication (requires fieldbus card) with reinforced coating

For more information, please use this link to visit the product page on Danfoss Product Store [🔗](#)

Danfoss can accept no responsibility for possible errors in catalogs, brochures and other printed material. Danfoss reserves the right to alter its products without notice. This also applies to products already on order provided that such alterations can be made without sub-sequential changes being necessary in specifications already agreed. All trademarks in this material are property of the respective companies. Danfoss and the Danfoss logotype are trademarks of Danfoss A/S. All rights reserved.

Accessories



[130B1253](#)

VLT® Position Controller MCO 351, ctd

Extends the functional characteristics of the frequency converter in positioning applications

- Direct positioning via fieldbus, relative positioning, absolute positioning and touch probe positioning
 - End stop handling (software and hardware)
 - Mechanical brake handling (programmable hold delay)
- Error handling

- Jog speed / manual operation
- None for programming, as it is pre-programmed

Remember to order the Mounting kit if the above MCO option is required retrofitted.

130B7530 - Mounting kit for enclosures A2 and A3

130B7531 - Mounting kit for MCO Option, together with MCB 113, in enclosures A2 and A3

130B1413 - Mounting kit for enclosure B3

130B1414 - Mounting kit for MCO Option, together with MCB 113, in enclosure B3

130B7532 - Mounting kit for enclosure A5

130B7533 - Mounting kit for all enclosures B, C, D, E and F (B3 excepted)

Danfoss MCO options are not sold without prior advice.

Danfoss can offer help with programming / setting up MCO options. Contact Danfoss for advice and prices.

Product group: R



[130B1264](#)

VLT® Extended Relay Card MCB 113, ctd

Adds 7 digital inputs and 2 analog outputs for increased flexibility. 4 SPDT relays. Meets NAMUR recommendations. Galvanic isolation capability.



[130B1266](#)

VLT MCB 115 Programmable I/O, coated

VLT® MCB 115 programmable I / O, coated



[130B1272](#)

VLT® Sensor Input Card MCB 114, coated

MCB 114 - PT100 / PT1000 option For FC100-FC200 and FC302 (painted version). Enables the evaluation of up to 3 PT 100 or 3 PT 1000 sensors

- Connection of 2 and 3 wire sensors
- Automatic detection of the sensor type
- Additional 4-20mA input



[130B1296](#)

VLT® Modbus TCP MCA 122, coated


The first industrial Ethernet-based protocol for automation. Connects to Modbus-TCP-based networks. Able to handle connection interval down to 5 ms in both directions, positioning it among the fastest performing Modbus TCP devices in the market. For master redundancy it features hot swapping between two masters.

For more information, please use this link to visit the product page on Danfoss Product Store [↗](#)

Danfoss can accept no responsibility for possible errors in catalogs, brochures and other printed material. Danfoss reserves the right to alter its products without notice. This also applies to products already on order provided that such alterations can be made without sub-sequential changes being necessary in specifications already agreed. All trademarks in this material are property of the respective companies. Danfoss and the Danfoss logotype are trademarks of Danfoss A/S. All rights reserved.


Accessories



[130B1385](#) 


VLT® Profibus DP V1 MCA101, unctd 5pcs



[130B1386](#) 


VLT® Profibus DP V1 MCA 101, ctd, 5pcs



[130B1387](#) 

5xMCB107 24VDC no coat w.out mount brack




[130B1490](#) 

VLT® POWERLINK MCA 123, coated

Represents the second generation of fieldbus. The high bit rate of industrial Ethernet can now be used to make the full power of IT technologies used in the automation world available for the factory world.




[130B3242](#) 

Back plate IP66/Type 4X, A5

FC 300 rear cover (stainless steel) for the devices in IP66 Case size A5



[130B3280](#) 


VLT® Safe option MCB 150, coated

Safety modules enable machines to interact intelligently with operators to increase safety, reduce system costs, improve flexibility and increase productivity.

VLT® MCB 15x Safe options provide an intelligent, user-friendly solution to meet the IEC 61800-5-2 functional safety standard and helps to reduce cabling.

The new safety module is certified according to ISO 13849-1 PL d Category 3 and SIL 2 according to IEC 61508.


Image
coming
soon

[130B3290](#) 

VLT® Safe option MCB 151, coated

VLT® Safe option MCB 151, painted for HTL feedback, can be used up to PL d or SIL 2



[130B4598](#) 

Weather shield f. outdoor instl A4 to B2


Weather shield for enclosure sizes A4, A5, B1, B2

For more information, please use this link to visit the product page on Danfoss Product Store [🔗](#)

Danfoss can accept no responsibility for possible errors in catalogs, brochures and other printed material. Danfoss reserves the right to alter its products without notice. This also applies to products already on order provided that such alterations can be made without sub-sequential changes being necessary in specifications already agreed. All trademarks in this material are property of the respective companies. Danfoss and the Danfoss logotype are trademarks of Danfoss A/S. All rights reserved.


Accessories

Image
coming
soon

[130B4847](#) 


extension cable for lcp+communication



[130B5435](#) 

DIN Rail Mounting Kit



[130B5436](#) 

Side Fixture Mounting Kit

Side Fixture Mounting Kit for enclosure size A5 / B1 / B2 / C1 / C2

To be used when retrofitting the following MCA options:

MCA 120 Profinet

MCA 121 EtherNet


MCA 122 Modbus TCP

MCA 123 POWERLINK

MCA 124 EtherCAT

Product group: R1




[130B5601](#) 

VLT® DeviceNet converter MCA194 coated

VLT® DeviceNet converter MCA194 coated



[130B5646](#) 

VLT® EtherCAT MCA 124, coated

via MCT 10

MCA 124 Ethercat option painted The VLT® EtherCat

MCA 124 option enables Connection to EtherCat-based networks via the EtherCat protocol.

The option allows an EtherCat connection with full Speed and a connection to the frequency converter with a time interval of 4 ms in both Directions. This enables the MCA124 to be used in Networks from low-power applications to Servo applications.


-EoE EtherNet over EtherCat support

-HTTP (Hypertext Transfer Protocol) for diagnosis via integrated web server

-SMTP (Single Mail Transfer Protocol) for email notification

-TCP / IP for easy access to frequency converters Configuration data



[130B7145](#) 

VLT® SALT Controller MCO 360

For more information, please use this link to visit the product page on Danfoss Product Store [🔗](#)

Danfoss can accept no responsibility for possible errors in catalogs, brochures and other printed material. Danfoss reserves the right to alter its products without notice. This also applies to products already on order provided that such alterations can be made without sub-sequential changes being necessary in specifications already agreed. All trademarks in this material are property of the respective companies. Danfoss and the Danfoss logotype are trademarks of Danfoss A/S. All rights reserved.

Accessories



[130B7532](#)

Mounting Kit f. C Option, A5

VLT® Mounting kit for enclosure size A5. To be used when retrofitting the following MCO options:

MCO 102 Advanced Cascade Control
 MCO 305 Programmable Motion Controller
 MCO 350 Synchronizing Controller
 MCO 351 Positioning controller
 MCO 360 Salt Controller
 MCO 361 Lift Controller
 MCB 113 Extended relay card (Located in MCO slot)
 Product group: R1



[130B7635](#)

VLT® Lift Controller MCO 361

VLT® Motion Control MCO 305 with special software for lift application



[130B9860](#)

VLT® Safety Option MCB152, coated

Safety modules enable machines to interact intelligently with operators to increase safety, reduce system costs, improve flexibility and increase productivity.

VLT® Safety Option MCB152 provides an intelligent, user-friendly solution to meet the IEC 61800-5-2 functional safety standard and helps to reduce cabling. MCB152 enables activation of the Safe Torque Off (STO) irrespective of where a hazard occurs.

The new safety module is certified according to ISO 13849-1 PL d Category 3 and SIL 2 according to EN IEC 61508.

The combination of VLT® Safety Option MCB152, PROFINET fieldbus option MCA120, and the control card of the VLT® AutomationDrive constitutes a PROFIsafe device.

Image coming soon

[134B1992](#)

Control Terminals w/ screw connections



[134B5223](#)

Remote LCP unit, 3m

Remote mounting kit for LCP with cover for outdoor mounting with 3 m (10 ft) cable

Image coming soon

[134B5224](#)

Remote LCP unit, 5m


Remote mounting kit for LCP with cover for outdoor mounting with 5 m (16 ft) cable

For more information, please use this link to visit the product page on Danfoss Product Store [🔗](#)

Danfoss can accept no responsibility for possible errors in catalogs, brochures and other printed material. Danfoss reserves the right to alter its products without notice. This also applies to products already on order provided that such alterations can be made without sub-sequential changes being necessary in specifications already agreed. All trademarks in this material are property of the respective companies. Danfoss and the Danfoss logotype are trademarks of Danfoss A/S. All rights reserved.

Accessories


Image
coming
soon

[134B5225](#) 

Remote LCP unit, 10m

Remote mounting kit for LCP with cover for outdoor mounting with 10 m (33 ft) cable



[134B6544](#) 

Real Time Clock D slot option MCB117

The VLT® Real-time clock option MCB 117 option provides advanced data- logging functionality to the following drives


VLT® HVAC Drive FC 102

VLT® Refrigeration Drive FC 103

VLT® Aqua Drive FC 202


VLT® Automation Drive FC 301/FC 302

Image
coming
soon

[134B6883](#) 


VLT Progr. Contr. MCB 301, coated



[134B7093](#) 


VLT C-option Adapter MCF 107



[134B7466](#) 


Option A Ethernet Package



[134B8492](#) 

Transducer 0-10g, 4-20mA; HS-22B50




[134B8493](#) 

Transducer 0-25mm/s RMS 4-20mA


CBM Transducer 0-25mm/s RMS 4-20mA



[134B8494](#) 

Transducer w, temp 0-25mm/s RMS 4-20mA



[134B8496](#) 


CABLE ASSY 10M, STRAIGHT SOCKET CONNETC.

For more information, please use this link to visit the product page on Danfoss Product Store [🔗](#)

Danfoss can accept no responsibility for possible errors in catalogs, brochures and other printed material. Danfoss reserves the right to alter its products without notice. This also applies to products already on order provided that such alterations can be made without sub-sequential changes being necessary in specifications already agreed. All trademarks in this material are property of the respective companies. Danfoss and the Danfoss logotype are trademarks of Danfoss A/S. All rights reserved.

Accessories



[134B9404](#) 

Pressure Sensor 7225 2x500Pa, Analog

DUAL AIR PRESSURE SENSOR $\pm 500\text{Pa}$ $\pm 500\text{Pa}$, ANALOGUE

Dual pressure transmitter with 2x8 switchable measuring ranges and 2 automated analogue output signals in a resistant IP65 plastic housing with quick-locking screws, connection nozzles for pressure hose (\varnothing 6 mm) and a M16 cable gland for cable connection. The pressure measuring transducer automatically detects the required output type and converts the measurands into the required standard signal of 0–10 V or 4...20 mA.

Pressure range selection: $\pm 500\text{ Pa} - 0 \dots 100\text{Pa} / 200\text{Pa} / 300\text{Pa} / 500\text{Pa}$

Accuracy: 500 Pa typical $\pm 13\text{ Pa}$

Zero point offset: $\pm 10\%$ of measuring range

Above- # below-pressure: max. $\pm 50\text{ kPa}$

Power: 24VAC/DC ($\pm 10\%$) <1,3W,

Output: automatically switching 0 -10 V # 4...20 mA

Working resistance: R_a (ohms) = 25...450 Ohm (at I output)


Load resistance: R_L > 15 kOhm (at U output)

Operation / Media temperature: $-20 \dots +50\text{ }^\circ\text{C} / -4 \dots +122\text{ }^\circ\text{F}$

T2-IP65 plastic housing with one M16 cable gland

Housing dimensions: 126 x 90 x 50 mm / 4.96 x 3.54 x 1.97 in



[134B9405](#) 

Pressure Sensor 7229 500/7000Pa, Analog

DUAL AIR PRESSURE SENSOR $\pm 500\text{Pa}$ $\pm 7000\text{Pa}$, ANALOGUE

Dual pressure transmitter with 2x8 switchable measuring ranges and 2 automated analogue output signals in a resistant IP65 plastic housing with quick-locking screws, connection nozzles for pressure hose (\varnothing 6 mm) and a M16 cable gland for cable connection. The pressure measuring transducer automatically detects the required output type and converts the measurands into the required standard signal of 0–10 V or 4...20 mA.

Pressure range selection: $\pm 500\text{ Pa} - 0 \dots 100\text{Pa} / 200\text{Pa} / 300\text{Pa} / 500\text{Pa}$

Pressure range selection: $\pm 7000\text{ Pa} - 0 \dots 1000\text{Pa} / 2000\text{Pa} / 3000\text{Pa} / 5000\text{Pa} / 7000\text{Pa}$

Accuracy: 500 Pa typical $\pm 13\text{ Pa}$

Accuracy: 7000 Pa typical $\pm 105\text{ Pa}$

Zero point offset: $\pm 10\%$ of measuring range

Above- # below-pressure: max. $\pm 50\text{ kPa}$

Power: 24VAC/DC ($\pm 10\%$) <1,3W,

Output: automatically switching 0 -10 V # 4...20 mA

Working resistance: R_a (ohms) = 25...450 Ohm (at I output)

Load resistance: R_L > 15 kOhm (at U output)

Operation / Media temperature: $-20 \dots +50\text{ }^\circ\text{C} / -4 \dots +122\text{ }^\circ\text{F}$

T2-IP65 plastic housing with one M16 cable gland

Housing dimensions: 126 x 90 x 50 mm / 4.96 x 3.54 x 1.97 in

For more information, please use this link to visit the product page on Danfoss Product Store 

Danfoss can accept no responsibility for possible errors in catalogs, brochures and other printed material. Danfoss reserves the right to alter its products without notice. This also applies to products already on order provided that such alterations can be made without sub-sequential changes being necessary in specifications already agreed. All trademarks in this material are property of the respective companies. Danfoss and the Danfoss logotype are trademarks of Danfoss A/S. All rights reserved.

Accessories



[134B9406](#)

Pressure Sensor 7227 2x7000Pa, Analog

DUAL AIR PRESSURE SENSOR $\pm 7000\text{Pa}$ $\pm 7000\text{Pa}$, ANALOGUE

Dual pressure transmitter with 2x8 switchable measuring ranges and 2 automated analogue output signals in a resistant IP65 plastic housing with quick-locking screws, connection nozzles for pressure hose ($\varnothing 6\text{ mm}$) and a M16 cable gland for cable connection. The pressure measuring transducer automatically detects the required output type and converts the measurands into the required standard signal of 0–10 V or 4...20 mA.

Pressure range selection: $\pm 7000\text{ Pa} - 0 \dots 1000\text{Pa} / 2000\text{Pa} / 3000\text{Pa} / 5000\text{Pa} / 7000\text{Pa}$

Accuracy: 7000 Pa typical $\pm 105\text{ Pa}$

Zero point offset: $\pm 10\%$ of measuring range

Above- # below-pressure: max. $\pm 50\text{ kPa}$

Power: 24VAC/DC ($\pm 10\%$) <1,3W,

Output: automatically switching 0 -10 V # 4...20 mA

Working resistance: R_a (ohms) = 25...450 Ohm (at I output)

Load resistance: R_L > 15 kOhm (at U output)

Operation / Media temperature: $-20 \dots +50\text{ }^\circ\text{C} / -4 \dots +122\text{ }^\circ\text{F}$

T2-IP65 plastic housing with one M16 cable gland

Housing dimensions: 126 x 90 x 50 mm / 4.96 x 3.54 x 1.97 in



[134B9407](#)

Airflow Sensor KFTF Temp & Humidity

DUCT HUMIDITY- AND TEMPERATURE SENSORS KFTF-MB

Calibratable duct humidity and temperature sensor KFTF-T3 ($\pm 2.0\%$) with Modbus RTU connection, in a resistant IP65 plastic housing with quick-locking screws and M16 cable gland for cable connection and a plastic sinter filter (exchangeable). Including mounting flange to detect the relative humidity (0...100% RH) and the temperature ($-35 \dots +80\text{ }^\circ\text{C}$) inside a tube, including various parameters in the humidity measurement. The duct sensor is applied in a non-aggressive and dust-free environment and is suitable for installation in ceilings, ducts and devices.

International SI units (default) can be switched to Imperial (via Modbus).

Measuring range: 0...100 % RH (humidity) / $-35 \dots +80\text{ }^\circ\text{C}$ (temperature)

Medium: clean air and non-aggressive, non-combustible gases

Deviation, humidity: typical $\pm 2.0\%$ (20...80 % RH) at $+25\text{ }^\circ\text{C}$, otherwise $\pm 3.0\%$

Deviation, temperature: typical $\pm 0.2\text{ K}$ at $+25\text{ }^\circ\text{C}$

Zero point offset: $\pm 10\%$ RH (humidity) / $\pm 5\text{ }^\circ\text{C}$ (temperature)

Power: 24VAC ($\pm 20\%$) / 15...36VDC - 24DC <1,2W

Operation temperature: $-30 \dots +70\text{ }^\circ\text{C} / -22 \dots +158\text{ }^\circ\text{F}$

T3-IP65 plastic housing with two M20 cable glands


Housing dimensions: 108 x 78.5 x 43.3 mm / 4.25 x 3.1 x 1.7 in

For more information, please use this link to visit the product page on Danfoss Product Store 

Danfoss can accept no responsibility for possible errors in catalogs, brochures and other printed material. Danfoss reserves the right to alter its products without notice. This also applies to products already on order provided that such alterations can be made without sub-sequential changes being necessary in specifications already agreed. All trademarks in this material are property of the respective companies. Danfoss and the Danfoss logotype are trademarks of Danfoss A/S. All rights reserved.

Accessories

Image
coming
soon

[134B9408](#) 

Airflow Sensor 8148 Temp&Humidity&500Pa

DUCT HUMIDITY-, TEMPERATURE- AND PRESSURE SENSORS ±500PA-MB

Maintenance-free duct sensor covering humidity, temperature and pressure in one transducer. Microprocessor-controlled with Modbus RTU connection in a resistant IP65 plastic housing with quick-locking screws and M16 cable gland for cable connection. Including mounting flange to detect the relative humidity (0...100% RH) and the temperature (-35...+80 °C) inside a tube, with an exchangeable plastic sinter filter. A differential air pressure (max. ± 500 Pa) with connection nozzles for pressure hose (Ø 6 mm). The duct sensor is applied in a non-aggressive and dust-free environment and is suitable for installation in ceilings, ducts and devices. International SI units (default) can be switched to Imperial (via Modbus).

Measuring range: 0...100 % RH (humidity) / - 35...+80°C /-31... +176°F (temperature)

Medium: clean air and non-aggressive, non-combustible gases Deviation,
humidity: typical ± 2.0 % (20...80 % RH) at +25°C/+77°F , otherwise ± 3.0 % Deviation,
temperature: typical ± 0.2 K at +25 °C / ± 0.4 °F at +77 °F

Pressure range: ± 500 Pa

Accuracy: 500 Pa/2.0 inWC: typical ± 13 Pa at +25 °C / ± 0.05 inWC at + 77 °F Above- #
below-pressure: max. ± 50 kPa Power: 24VAC (± 20%) / 15...36VDC - 24DC <0,2W

Operation temperature: -30...+70 °C / -22...+158 °F

Media temperature -20...+50 °C / -4...+122 °F IP65 plastic housing two M16 cable glands


Housing dimensions: 126 x 90 x 50 mm / 4.96 x 3.54 x 1.97 in

For more information, please use this link to visit the product page on Danfoss Product Store 

Danfoss can accept no responsibility for possible errors in catalogs, brochures and other printed material. Danfoss reserves the right to alter its products without notice. This also applies to products already on order provided that such alterations can be made without sub-sequential changes being necessary in specifications already agreed. All trademarks in this material are property of the respective companies. Danfoss and the Danfoss logotype are trademarks of Danfoss A/S. All rights reserved.

Accessories

Image
coming
soon

[134B9409](#) 

Airflow Sensor 8147 Temp&Humidity&7000Pa

DUCT HUMIDITY-, TEMPERATURE- AND PRESSURE SENSORS ± 7000 PA-MB
Maintenance-free duct sensor covering humidity, temperature and pressure in one transducer. Microprocessor-controlled with Modbus RTU connection in a resistant IP65 plastic housing with quick-locking screws and M16 cable gland for cable connection. Including mounting flange to detect the relative humidity (0...100% RH) and the temperature ($-35...+80$ °C) inside a tube, with an exchangeable plastic sinter filter. A differential air pressure (max. ± 7000 Pa) with connection nozzles for pressure hose ($\varnothing 6$ mm). The duct sensor is applied in a non-aggressive and dust-free environment and is suitable for installation in ceilings, ducts and devices. International SI units (default) can be switched to Imperial (via Modbus).

Measuring range: 0...100 % RH (humidity) / $-35...+80$ °C / $-31... +176$ °F (temperature)

Medium: clean air and non-aggressive, non-combustible gases

Deviation, humidity: typical ± 2.0 % (20...80 % RH) at $+25$ °C/ $+77$ °F, otherwise ± 3.0 %

Deviation, temperature: typical ± 0.2 K at $+25$ °C / ± 0.4 °F at $+77$ °F

Pressure range: ± 7000 Pa

Accuracy: 7000 Pa/28 inWC: typical ± 105 Pa at $+25$ °C / ± 0.12 inWC at $+77$ °F

Above- # below-pressure: max. ± 50 kPa


Power: 24VAC (± 20 %) / 15...36VDC - 24DC <0,2W

Operation temperature: $-30...+70$ °C / $-22...+158$ °F

Media temperature $-20...+50$ °C / $-4...+122$ °F IP65 plastic housing two M16 cable glands

Housing dimensions: 126 x 90 x 50 mm / 4.96 x 3.54 x 1.97 in



[134B9410](#) 

Wall Sensor ATM2 Temperature

OUTSIDE / WET ROOM TEMPERATURE SENSOR ATM2-MB
Calibratable outside temperature sensor ATM2, PT1000 measure temperature ($-50...+150$ °C), with Modbus RTU connection, in a resistant IP65 plastic housing with quick-locking screws and M20 cable gland for cable connection. International SI units (default) can be changed to imperial (via Modbus).

Sensor type: PT1000 class B (DIN EN 60751)

Measuring range: $-50...+150$ °C / $-31... +176$ °F

Deviation: typical ± 0.2 K at $+25$ °C / ± 77 °F

Zero point offset: ± 10 °C / ± 50 °F

Ambient temperature: Measuring transducer $-30...+70$ °C / $-22... +158$ °F

Medium: clean air and non-aggressive, non-combustible gases

Power: 24VAC (± 20 %) / 15...36VDC - 24DC <1,2W

Operation temperature: $-30...+70$ °C / $-22...+158$ °F

T3-IP65 plastic housing with two M20 cable glands


Housing dimensions: 108 x 78.5 x 43.3 mm / 4.25 x 3.1 x 1.7 in

For more information, please use this link to visit the product page on Danfoss Product Store 

Danfoss can accept no responsibility for possible errors in catalogs, brochures and other printed material. Danfoss reserves the right to alter its products without notice. This also applies to products already on order provided that such alterations can be made without sub-sequential changes being necessary in specifications already agreed. All trademarks in this material are property of the respective companies. Danfoss and the Danfoss logotype are trademarks of Danfoss A/S. All rights reserved.

Accessories



[134B9411](#) 

Wall Sensor AFTF Temp & Humidity

ON-WALL- HUMIDITY- AND TEMPERATURE SENSORS AFTF-MB

Calibratable outside humidity and temperature sensor AFTF, detect the relative humidity (0...100% RH) and the temperature (-35...+80 °C), including various parameters in the humidity measurement. Applied in clean air and non-aggressive, dust-free environment. With a Modbus connection in a resistant IP65 plastic housing and M20 cable gland for cable connection, with quick-locking screws and an exchangeable plastic sinter filter. International SI units (default) can be changed to imperial (via Modbus).

Measuring range: 0...100 % RH (humidity) / - 35...+80 °C (temperature)

Medium: clean air and non-aggressive, non-combustible gases

Deviation, humidity: typical ± 2.0 % (20...80 % RH) at +25 °C, otherwise ± 3.0 %

Deviation, temperature: typical ± 0.4 K at +25 °C / ± 77 °F

Zero point offset: ± 10 % RH (humidity) / ± 5 °C (temperature)


Power: 24VAC ($\pm 20\%$) / 15...36VDC - 24DC <1,2W

Operation temperature: -30...+70 °C / -22...+158 °F

T3-IP65 plastic housing with two M20 cable glands

Housing dimensions: 108 x 78.5 x 43.3 mm / 4.25 x 3.1 x 1.7 in



[134B9412](#) 

Airflow Sensor TF65 PT1000 Temperature

DUCT TEMPERATURE SENSOR TF 65

The TF 65 temperature measuring transducer is a PT1000 class B resistance sensor with passive output. Measuring range from -30...+150 °C. In a resistant IP67 plastic housing and M16 cable gland for cable connection and a straight protective measuring tube and a mounting flange.

Sensor type: PT1000 class B (DIN EN 60751) 1000ohm at 0°C $\pm 0,3$ K

Measuring range: -30...+150 °C/ -22...+302 °F

Ambient temperature: -20...+100 °C / -4...+212 °F

Testing current: <0.6 mA

Insulating resistance: 100 M#, at +20 °C (500V DC)

Connection type: 2-wire connection

Measuring tube: stainless steel, V4A (1.4571), \varnothing 6 mm, inserted length = 300 mm / 11.8 in

T1-IP67 plastic housing with a M16 cable glands and a mounting flange.


Housing dimensions: 72 x 64 x 37.8 mm / 2.83 x 2.52 x 1.49 in

For more information, please use this link to visit the product page on Danfoss Product Store 

Danfoss can accept no responsibility for possible errors in catalogs, brochures and other printed material. Danfoss reserves the right to alter its products without notice. This also applies to products already on order provided that such alterations can be made without sub-sequential changes being necessary in specifications already agreed. All trademarks in this material are property of the respective companies. Danfoss and the Danfoss logotype are trademarks of Danfoss A/S. All rights reserved.

Accessories



[134B9413](#) 

Airflow Sensor KLQ CO2 & Air Quality

DUCT AIR QUALITY (VOC) AND CO2 SENSOR KLQ-CO2-MB

Maintenance-free duct sensor covering air quality (VOC 0...100 %), carbon dioxide (CO2 0...5000 ppm) and atmospheric pressure (hPa). The air quality is detected by a VOC sensor (mixed gas sensor for volatile organic substances) and include an automatic calibration. It determines the loading of the room air due to contaminated gases such as cigarette smoke, body perspiration, exhaled breathing air, solvent vapors, emissions etc. The air contamination can be selected into different sensitivity ranges as low, medium or high. The CO2 measurement is performed using an optical NDIR sensor (non-dispersive infra-red technology), and the detection range is calibrated for standard applications such as monitoring residential rooms and conference rooms. A microprocessor-controlled solution with factory sensor calibration, Modbus RTU connection in a resistant IP65 plastic housing with mounting flange, quick-locking screws and two M16 cable gland for cable connection. International SI units (default) can be changed to imperial (via Modbus).

VOC Sensor: Volatile Organic Compounds sensor (metal oxide) with automatic calibration

VOC measuring range: 0...100 % air quality; referred to calibrating gas

temperature dependence: ± 5 ppm pro $^{\circ}\text{C}$ or $\pm 0,5$ % of measured value pro

$^{\circ}\text{C}$ (whichever is higher) pressure dependence: ± 0.13 % per mm Hg

Medium: clean air and non-aggressive, non-combustible gases

Power: 24VAC/DC ($\pm 10\%$) 24DC <1,6W

Operation temperature: $-10...+60$ $^{\circ}\text{C}$ / $14...+140$ $^{\circ}\text{F}$

T2-IP65 plastic housing two M20 cable glands


Housing dimensions: 126 x 90 x 50 mm / 4.96 x 3.54 x 1.97 in

For more information, please use this link to visit the product page on Danfoss Product Store 

Danfoss can accept no responsibility for possible errors in catalogs, brochures and other printed material. Danfoss reserves the right to alter its products without notice. This also applies to products already on order provided that such alterations can be made without sub-sequential changes being necessary in specifications already agreed. All trademarks in this material are property of the respective companies. Danfoss and the Danfoss logotype are trademarks of Danfoss A/S. All rights reserved.

Accessories



[134B9414](#) 

Antifreeze Thermostat FS20, 0/+15C

TWO-PHASE FROST PROTECTION THERMOSTATS FS-20-UW

Electronic frost protection thermostat or frost monitor with switching relay output, continuous temperature and valve output (summation output 0–10 V) and control and cascading output (0–10 V), optionally with connection for a heating element. A IP65 resistant plastic housing with display with the actual temperature, measuring range, overrange/underrange of the set switch point (frost protection temperature) and alarm indicator for "frost" or "error" (capillary breakage, overvoltage/undervoltage), quick-locking screws and a fully active sensor rod made of copper. The delivery scope includes a set of MK-05-K mounting clamps for expert attachment of the sensor rod.

Measuring range: 0...+15 °C / 32...+59 °F

Accuracy: typical ± 1 K (at +10 °C)

Sensor type: 3m Copper rod active along the entire sensor length, min. response length of 25 cm

Input: 1 x 0 -10 V control input DDC

1 x 0 -10 V output valve (frost signal with control voltage and cascading)

1 x potential-free changeover contact (24 V), range of adjustment 0...+15 °C

Current consumption: max. 100 mA at 24 V DC

Load resistance: RL > 50 kOhm


Ambient temperature: –15...+50 °C / 5...+122 °F (Housing) –20...+60 °C / –4...+140 °F Sensor and capillary tube > 20 cm from the housing.

Power: 24VAC/DC (± 10%) 24DC < 2,4W

T2-IP65 plastic housing with three-line display 70x40 mm (WxH), a M16 cable glands and MK-05-K mounting clamps.


Housing dimensions: 126 x 90 x 50 mm / 4.96 x 3.54 x 1.97 in



[175N2584](#) 

VLT® EtherNet/IP Modbus TCP gateway

Image coming soon

[175U0009](#) 

Mounting bracket Kit, 216 x 30 x 18mm

Mounting angle for flatpack resistor 200W

For more information, please use this link to visit the product page on Danfoss Product Store [↗](#)

Danfoss can accept no responsibility for possible errors in catalogs, brochures and other printed material. Danfoss reserves the right to alter its products without notice. This also applies to products already on order provided that such alterations can be made without sub-sequential changes being necessary in specifications already agreed. All trademarks in this material are property of the respective companies. Danfoss and the Danfoss logotype are trademarks of Danfoss A/S. All rights reserved.



Accessories



[175Z0929](#)

LCP Cable, 3m

Cable for control panel (LCP), 3 meters Works with the following LCP:

Alphanumeric control panel LCP3 - 175N0131

VLT® LCP 102 Graphic Display - 130B1107

VLT® LCP 101 Numeric Display - 130B1124

VLT® LCP 102 Graphic display IP66 - 130B1078

Product group: F1

For more information, please use this link to visit the product page on Danfoss Product Store

Danfoss can accept no responsibility for possible errors in catalogs, brochures and other printed material. Danfoss reserves the right to alter its products without notice. This also applies to products already on order provided that such alterations can be made without sub-sequential changes being necessary in specifications already agreed. All trademarks in this material are property of the respective companies. Danfoss and the Danfoss logotype are trademarks of Danfoss A/S. All rights reserved.