



solid-state contactor 1-pole 3RF33 AC-1 80 A 40 °C / 48-460 V / 24 V DC / ring cable connection

product brand name	SIRIUS
product designation	solid-state contactor
product type designation	3RF33
manufacturer's article number	
<ul style="list-style-type: none"> • _1 of the accessories that can be ordered • _3 of the accessories that can be ordered • _4 of the accessories that can be ordered 	3RF2900-3PA88 3RF3900-0EA18 3RF3990-0GA16
product designation	
<ul style="list-style-type: none"> • _1 of the accessories that can be ordered • _3 of the accessories that can be ordered • _4 of the accessories that can be ordered 	terminal cover converter load monitoring
General technical data	
product function	zero-point switching
power loss [V·A] maximum	79 VA
power loss [W] for rated value of the current	
<ul style="list-style-type: none"> • at AC in hot operating state • at AC in hot operating state per pole • without load current share typical 	79 W 79 W 0.4 W
type of calculation of power loss current-dependent	linear
insulation voltage rated value	600 V
degree of pollution	3
surge voltage resistance of main circuit rated value	6 kV
protection class IP	IP00
protection class IP on the front according to IEC 60529	IP00
shock resistance according to IEC 60068-2-27	15 g / 11 ms
vibration resistance according to IEC 60068-2-6	2 g
reference code according to IEC 81346-2	Q
Substance Prohibitance (day/month/year)	01/15/2024
SVHC substance name	Lead CAS-No. 7439-92-1 Lead monoxide (lead oxide) CAS-No. 1317-36-8 2-methyl-1-(4-methylthiophenyl)-2-morpholinopropan-1-one CAS-No. 71868-10-5 Melamine CAS-No. 108-78-1 Dibutylbis(pentane-2,4-dionato-O,O')tin CAS-No. 22673-19-4
Net Weight	0.6 kg
Main circuit	
number of poles for main current circuit	1
number of NO contacts for main contacts	1
number of NC contacts for main contacts	0
type of voltage of the operating voltage	AC

operating voltage	
<ul style="list-style-type: none"> ● at AC <ul style="list-style-type: none"> — at 50 Hz rated value — at 60 Hz rated value 	48 ... 460 V 48 ... 460 V
operating frequency rated value	50 ... 60 Hz
relative symmetrical tolerance of the operating frequency	10 %
operating range relative to the operating voltage at AC	
<ul style="list-style-type: none"> ● at 50 Hz ● at 60 Hz 	40 ... 506 V 40 ... 506 V
operational current rated value maximum	80 A
operational current	
<ul style="list-style-type: none"> ● at AC-1 at 400 V rated value ● at AC-51 rated value ● at AC-51 according to IEC 60947-4-3 ● according to UL 508 rated value 	80 A 80 A 80 A 69 A
ampacity maximum	80 A
operational current minimum	500 mA
rate of voltage rise at the thyristor for main contacts maximum permissible	1 000 V/ μ s
blocking voltage at the thyristor for main contacts maximum permissible	1 200 V
reverse current of the thyristor	10 mA
derating temperature	40 °C
surge current resistance rated value	1 300 A
I²t value maximum	8 000 A ² ·s
Control circuit/ Control	
type of voltage of the control supply voltage	DC
control supply voltage at DC	15 ... 24 V
control supply voltage 1 at DC rated value	24 V
control supply voltage at DC	
<ul style="list-style-type: none"> ● initial value for signal <1> detection ● full-scale value for signal<0> recognition 	15 V 5 V
operating range factor control supply voltage rated value at DC	
<ul style="list-style-type: none"> ● initial value ● full-scale value 	0.63 1
control current at minimum control supply voltage	
<ul style="list-style-type: none"> ● at DC 	13 mA
control current at DC rated value	15 mA
ON-delay time	1 ms; additionally max. one half-wave
OFF-delay time	1 ms; additionally max. one half-wave
Installation/ mounting/ dimensions	
fastening method side-by-side mounting	Yes
fastening method	screw fixing
design of the thread of the screw for securing the equipment	M4
height	100 mm
width	80 mm
depth	160 mm
Connections/ Terminals	
product component removable terminal for auxiliary and control circuit	Yes
type of electrical connection	
<ul style="list-style-type: none"> ● for main current circuit ● for auxiliary and control circuit 	Ring cable lug connection screw-type terminals
type of connectable conductor cross-sections	
<ul style="list-style-type: none"> ● for main contacts for JIS cable lug ● for AWG cables for main contacts ● for DIN cable lug for main contacts 	JIS C 2805 R 2-5, 5,5-5, 8-5, 14-5 1x (12 ... 4) DIN 46234-5-2,5, -5-6, -5-10, -5-16, -5-25
type of connectable conductor cross-sections	

<ul style="list-style-type: none"> • for auxiliary and control contacts <ul style="list-style-type: none"> — solid — finely stranded with core end processing — finely stranded without core end processing • for AWG cables for auxiliary and control contacts 	<p>1x (0.5 ... 2.5 mm²), 2x (0.5 ... 1 mm²)</p> <p>1x (0.5 ... 2.5 mm²), 2x (0.5 ... 1 mm²)</p> <p>1x (0.5 ... 2.5 mm²), 2x (0.5 ... 1 mm²)</p> <p>1x (20 ... 12)</p>	
AWG number as coded connectable conductor cross section for main contacts	12 ... 4	
tightening torque		
<ul style="list-style-type: none"> • for main contacts with screw-type terminals • for auxiliary and control contacts with screw-type terminals 	<p>2 ... 2.5 N·m</p> <p>0.5 ... 0.6 N·m</p>	
tightening torque [lbf·in]		
<ul style="list-style-type: none"> • for auxiliary and control contacts with screw-type terminals 	4.5 ... 5.3 lbf·in	
design of the thread of the connection screw		
<ul style="list-style-type: none"> • for main contacts • of the auxiliary and control contacts 	<p>M5</p> <p>M3</p>	
stripped length of the cable		
<ul style="list-style-type: none"> • for main contacts • for auxiliary and control contacts 	<p>10 mm</p> <p>7 mm</p>	
type of grounding	grounding heat sink by means of screw-type terminal	
UL/CSA ratings		
operational current according to UL 508 rated value	69 A	
Electrical Safety		
touch protection on the front according to IEC 60529	finger-safe, for vertical contact from the front with cover	
Ambient conditions		
installation altitude at height above sea level maximum	1 000 m	
ambient temperature		
<ul style="list-style-type: none"> • during operation • during storage 	<p>-25 ... +60 °C</p> <p>-55 ... +80 °C</p>	
Electromagnetic compatibility		
conducted interference		
<ul style="list-style-type: none"> • due to burst according to IEC 61000-4-4 • due to conductor-earth surge according to IEC 61000-4-5 • due to conductor-conductor surge according to IEC 61000-4-5 • due to high-frequency radiation according to IEC 61000-4-6 	<p>2 kV / 5 kHz, behavior criterion 2</p> <p>2 kV, behavior criterion 2</p> <p>1 kV, behavior criterion 2</p> <p>140 dBuV in the frequency range 0.15 ... 80 MHz, behavior criterion 1</p>	
field-based interference according to IEC 61000-4-3	80 MHz ... 1 GHz 10 V/m, behavior criterion 1	
electrostatic discharge according to IEC 61000-4-2	4 kV contact discharging / 8 kV air discharging, behavior criterion 2	
conducted HF interference emissions according to CISPR11	Class A for industrial environment	
field-bound HF interference emission according to CISPR11	Class B for the domestic, business and commercial environments	
Short-circuit protection, design of the fuse link		
<p>manufacturer's article number</p> <ul style="list-style-type: none"> • of full range R fuse link for semiconductor protection at NH design usable • of gS fuse for semiconductor protection at NH design usable • of back-up R fuse link for semiconductor protection at NH design usable • of back-up R fuse link for semiconductor protection at cylindrical design 22 x 58 mm usable 	<p>3NE1021-2</p> <p>3NE1820-0</p> <p>3NE8021-1</p> <p>3NC2280</p>	
<p>manufacturer's article number</p> <ul style="list-style-type: none"> • of NEOZED fuse usable 	5SE2335; These fuses have a smaller rated current than the semiconductor relays	
Approvals Certificates		
Environment	General Product Approval	EMV



Test Certificates

other

[Type Test Certificates/Test Report](#)

[Confirmation](#)



[Confirmation](#)

Further information

Information on the packaging

<https://support.industry.siemens.com/cs/ww/en/view/109813875>

Information for data generation and storage

<https://support.industry.siemens.com/cs/ww/en/view/109995012>

Information- and Downloadcenter (Catalogs, Brochures,...)

<https://www.siemens.com/ic10>

Industry Mall (Online ordering system)

<https://mall.industry.siemens.com/mall/en/en/Catalog/product?mlfb=3RF3380-3AA04>

Cax online generator

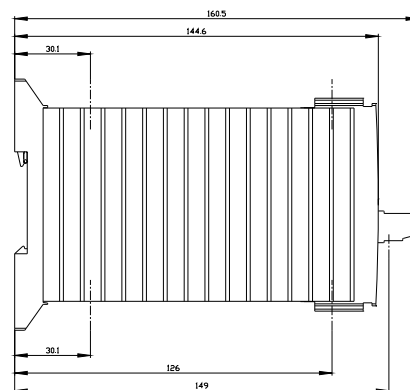
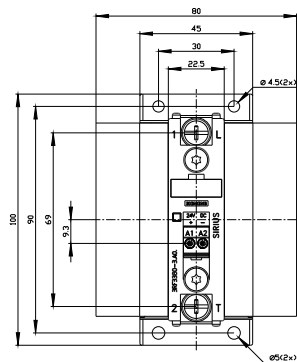
<https://support.automation.siemens.com/WW/CAXorder/default.aspx?lang=en&mlfb=3RF3380-3AA04>

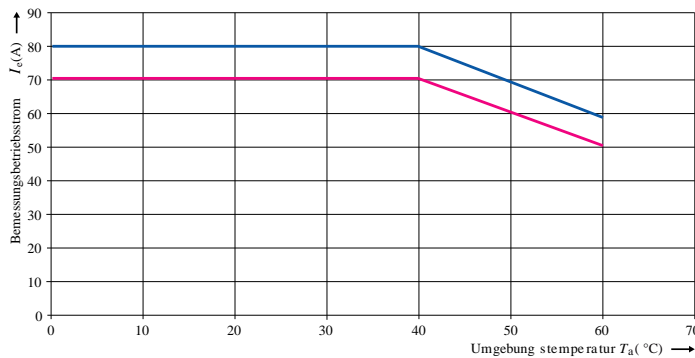
Service&Support (Manuals, Certificates, Characteristics, FAQs,...)

<https://support.industry.siemens.com/cs/ww/en/ps/3RF3380-3AA04>

Image database (product images, 2D dimension drawings, 3D models, device circuit diagrams, EPLAN macros, ...)

https://www.automation.siemens.com/bilddb/cax_de.aspx?mlfb=3RF3380-3AA04&lang=en





— I_c nach IEC 60947-4-3 bei Einzelanstellung
— I_c nach IEC 60947-4-3 bei Dicht-an-Dicht-Montage

last modified:

4/21/2026