

CIRCUIT BREAKER 3VA2 IEC FRAME 160 BREAKING CAPACITY CLASS C ICU=110KA @ 415 V 3-POLE, MOTOR PROTECTION ETU350M, LSI, IN=100A OVERLOAD PROTECTION IR=40A ...100A SHORT CIRCUIT PROTECTION ISD=3... 15 X IR, II=15 X IN CABLE CONNECTION SHUNT TRIP (STL) 12-30 V DC, 24 V AC 50/60 HZ 2 AUXILIARY SWITCH HQ 1 TRIP ALARM SWITCH HQ



| Model | |
|--|-----------------------------|
| product brandname | SENTRON |
| Product designation | Molded case circuit breaker |
| Design of the product | Motor protection |
| Design of the overcurrent release | ETU350M |
| Protective function of the overcurrent release | LSI |
| Number of poles | 3 |
| Design of the auxiliary release | Without auxiliary release |
| Design of the auxiliary switch | 3 auxiliary switches HQ |

| General technical data | |
|--|--------|
| Tension assignée d'isolement Ui | 800 V |
| Max. rated operational voltage Ue with AC 50/60Hz | 690 V |
| Operating power / at AC-3 / at 400 V | 45 W |
| Active power loss / for rated value of the current / at AC / in hot operating state / per device | 75 W |
| Mechanical service life (switching cycles) / typical | 20 000 |
| Electrical endurance (switching cycles) / at AC-1 / at 380/415 V 50/60 Hz | 12 000 |
| Neutral conductors / upgradeable/retrofitable | No |

| | |
|---------------------------------|---------|
| Ground fault monitoring version | Without |
| Product function | |
| • communication function | No |
| • Phase failure detection | Yes |
| • other measurement function | No |
| Net weight | 2.5 kg |

Electricity

| | |
|---|-------|
| Max. rated operational voltage of the size of the circuit-breaker | 160 A |
| Courant permanent assigné lu | 100 A |
| Operating current | |
| • at 40 °C | 100 A |
| • at 45 °C | 100 A |
| • at 50 °C | 100 A |
| • at 55 °C | 96 A |
| • at 60 °C | 94 A |
| • at 65 °C | 92 A |
| • at 70 °C | 90 A |

Switching capacity according to IEC 60947

| | |
|---|---------|
| Switching capacity class of the circuit breaker | C |
| Maximum short-circuit current breaking capacity (Icu) | |
| • at 240 V | 150 kA |
| • at 415 V | 110 kA |
| • at 440 V | 110 kA |
| • at 500 V | 85 kA |
| • at 690 V | 25 kA |
| Operational short-circuit current breaking capacity (Ics) | |
| • at 240 V | 150 kA |
| • at 415 V | 110 kA |
| • at 440 V | 110 kA |
| • at 500 V | 85 kA |
| • at 690 V | 25 kA |
| Short-circuit current making capacity (Icm) | |
| • at 240 V | 330 kA |
| • at 415 V | 242 kA |
| • at 440 V | 242 kA |
| • at 500 V | 187 kA |
| • at 690 V | 52.5 kA |

Adjustable parameters

| | |
|---|------|
| Adjustable response value current / I _g min. | 40 A |
|---|------|

| | |
|--|---------|
| Adjustable response value current / I _g min. | 100 A |
| Adjustable response value current / I _g min. | 4 |
| Adjustable response value current / I _g min. | 17 |
| Adjustable response value current / I _g min. | 300 A |
| Adjustable response value current / I _g min. | 1 500 A |
| Short-term delayed / tripping switchable / I _{2t} =ON/OFF | No |
| Adjustable response value current / I _g min. | 0.03 s |
| Adjustable response value current / I _g min. | 0.03 s |
| Adjustable response value current / I _i min. | 1 500 A |
| Adjustable response value current / I _i max. | 1 500 A |

Mechanical Design

| | |
|--------|--------|
| Height | 181 mm |
| Width | 105 mm |
| Depth | 86 mm |

Connections

| | |
|---|----------------|
| Arrangement of electrical connectors / for main current circuit | Front terminal |
| Type of electrical connection / for main current circuit | Box terminal |

Auxiliary circuit

| | |
|---|----|
| Product component | |
| <ul style="list-style-type: none"> • undervoltage release | No |
| <ul style="list-style-type: none"> • Voltage trigger | No |
| <ul style="list-style-type: none"> • undervoltage release with leading contact | No |
| <ul style="list-style-type: none"> • Trip indicator | No |
| Number of CO contacts / for auxiliary contacts | 3 |






Accessories

| | |
|---|------------------------------------|
| Product extension / optional / motor drive | Yes |
| Manufacturer's article number | |
| <ul style="list-style-type: none"> • of the supplied basic switch | 3VA2110-7MN36-0AA0 |
| <ul style="list-style-type: none"> • of the integrated auxiliary switch/alarm switch | 3VA9988-0AA12 |
| <ul style="list-style-type: none"> • of the integrated auxiliary trip | 3VA9688-0BL32 |

Environmental conditions

| | |
|--|--------|
| Protection class IP / on the front | IP40 |
| Ambient temperature | |
| <ul style="list-style-type: none"> • during operation / minimum | -25 °C |
| <ul style="list-style-type: none"> • during operation / maximum | 70 °C |
| <ul style="list-style-type: none"> • during storage / minimum | -40 °C |
| <ul style="list-style-type: none"> • during storage / maximum | 80 °C |

Certificates

| General Product Approval | | EMC | Declaration of Conformity | Test Certificates |
|--|--|---|--|---|
|  CCC |  VDE |  |  RCM |  EG-Konf. |

[sonstig](#)**other**[Bestätigungen](#)[sonstig](#)**Further information****Information- and Downloadcenter (Catalogs, Brochures,...)**<http://www.siemens.com/lowvoltage/catalogs>**Industry Mall (Online ordering system)**<https://eb.automation.siemens.com/mall/en/WW/Catalog/Product/3VA2110-7MN36-0AD0>**Service&Support (Manuals, Certificates, Characteristics, FAQs,...)**<http://support.automation.siemens.com/WW/view/en/3VA2110-7MN36-0AD0/all>**Image database (product images, 2D dimension drawings, 3D models, device circuit diagrams, ...)**http://www.automation.siemens.com/bilddb/cax_en.aspx?mlfb=3VA2110-7MN36-0AD0**CAX-Online-Generator**<http://www.siemens.com/cax>**Tender specifications**<http://www.siemens.com/specifications>

last modified:

10/29/2016