



CIRCUIT BREAKER 3VA2 IEC FRAME 630 BREAKING CAPACITY CLASS H ICU=85KA @ 415 V 3-POLE, LINE PROTECTION ETU560, LSIG, IN=630A OVERLOAD PROTECTION IR=252A ...630A SHORT CIRCUIT PROTECTION ISD=0,6..9X IN, II=1,5..9X IN NEUTRAL PROTECTION OPTIONAL WITH EXT. CT, UPTO 160 GROUND-FAULT, SWITCHABLE IG=0,2... 1 X IN, TG=0,05-0,8S BUSBAR CONNECTION SHUNT TRIP (STL) 220-250 V DC, 208-277 V AC 2 AUXILIARY SWITCH HQ

Model	
product brandname	SENTRON
Product designation	Molded case circuit breaker
Design of the product	Line protection
Design of the overcurrent release	ETU560
Protective function of the overcurrent release	LSIG
Number of poles	3
Design of the auxiliary release	Shunt trip (STL)
Design of the auxiliary switch	2 auxiliary switches HQ

General technical data	
Tension assignée d'isolement Ui	800 V
Max. rated operational voltage Ue with AC 50/60Hz	690 V
Active power loss / for rated value of the current / at AC / in hot operating state / per device	162 W
Active power loss / for rated value of the current / at AC / in hot operating state / per pole	54 W
Mechanical service life (switching cycles) / typical	15 000
Electrical endurance (switching cycles) / at AC-1 / at 380/415 V 50/60 Hz	4 000

Neutral conductors / upgradeable/retrofitable	Yes
Ground fault monitoring version	Summation current formation L-conductor
Product function	
• communication function	Yes
• Phase failure detection	No
• other measurement function	No
Net weight	4.4 kg

Electricity

Max. rated operational voltage of the size of the circuit-breaker	630 A
Courant permanent assigné Iu	630 A
Operating current	
• at 40 °C	630 A
• at 45 °C	600 A
• at 50 °C	570 A
• at 55 °C	540 A
• at 60 °C	510 A
• at 65 °C	480 A
• at 70 °C	450 A

Switching capacity according to IEC 60947

Switching capacity class of the circuit breaker	H
Maximum short-circuit current breaking capacity (Icu)	
• at 240 V	110 kA
• at 415 V	85 kA
• at 440 V	85 kA
• at 500 V	55 kA
• at 690 V	20 kA
Operational short-circuit current breaking capacity (Ics)	
• at 240 V	110 kA
• at 415 V	85 kA
• at 440 V	85 kA
• at 500 V	55 kA
• at 690 V	20 kA
Short-circuit current making capacity (Icm)	
• at 240 V	242 kA
• at 415 V	187 kA
• at 440 V	187 kA
• at 500 V	121 kA
• at 690 V	40 kA

Adjustable parameters

Adjustable response value current / I _g min.	252 A
Adjustable response value current / I _g min.	630 A
Adjustable response value current / I _g min.	0.5
Adjustable response value current / I _g min.	12
Adjustable response value current / I _g min.	378 A
Adjustable response value current / I _g min.	5 670 A
Short-term delayed / tripping switchable / I _{2t} =ON/OFF	Yes
Adjustable response value current / I _g min.	0.05 s
Adjustable response value current / I _g min.	0.5 s
Adjustable response value current / I _i min.	945 A
Adjustable response value current / I _i max.	5 670 A
Ground fault protection can be switched ON/OFF	Yes
Adjustable response value current / I _g min.	126 A
Adjustable response value current / I _g max.	630 A

Mechanical Design

Height	248 mm
Width	138 mm
Depth	110 mm

Connections

Arrangement of electrical connectors / for main current circuit	Front terminal
Type of electrical connection / for main current circuit	Lug terminal
Type of connectable conductor cross-section, connection screw, width x thickness , min.	20 x 1
Type of connectable conductor cross-section, connection screw, width x thickness , max.	35 x 10

Auxiliary circuit

Product component	
• undervoltage release	No
• Voltage trigger	Yes
• undervoltage release with leading contact	No
• Trip indicator	No
Number of CO contacts / for auxiliary contacts	2

Accessories

Product extension / optional / motor drive	Yes
Manufacturer's article number	
• of the supplied basic switch	3VA2463-6JQ32-0AA0
• of the integrated auxiliary switch/alarm switch	3VA9988-0AA12
• of the integrated auxiliary trip	3VA9688-0BL33






Environmental conditions





Protection class IP / on the front	IP40
Ambient temperature	
• during operation / minimum	-25 °C
• during operation / maximum	70 °C
• during storage / minimum	-40 °C
• during storage / maximum	80 °C

Certificates

Equipment marking / acc. to DIN EN 81346-2

Q

General Product Approval	EMC	Declaration of Conformity	Test Certificates
 CCC	 VDE	 EAC	 RCM
 EG-Konf.			Typprüfbescheinigung/Werkszeugnis

Test Certificates	Shipping Approval
sonstig	 ABS
	 BUREAU VERITAS
	 GL
	 LRS
	 RMRS

other

[sonstig](#)

Further information

Information- and Downloadcenter (Catalogs, Brochures,...)

<http://www.siemens.com/lowvoltage/catalogs>

Industry Mall (Online ordering system)

<https://eb.automation.siemens.com/mall/en/WW/Catalog/Product/3VA2463-6JQ32-0KC0>

Service&Support (Manuals, Certificates, Characteristics, FAQs,...)

<http://support.automation.siemens.com/WW/view/en/3VA2463-6JQ32-0KC0/all>

Image database (product images, 2D dimension drawings, 3D models, device circuit diagrams, ...)

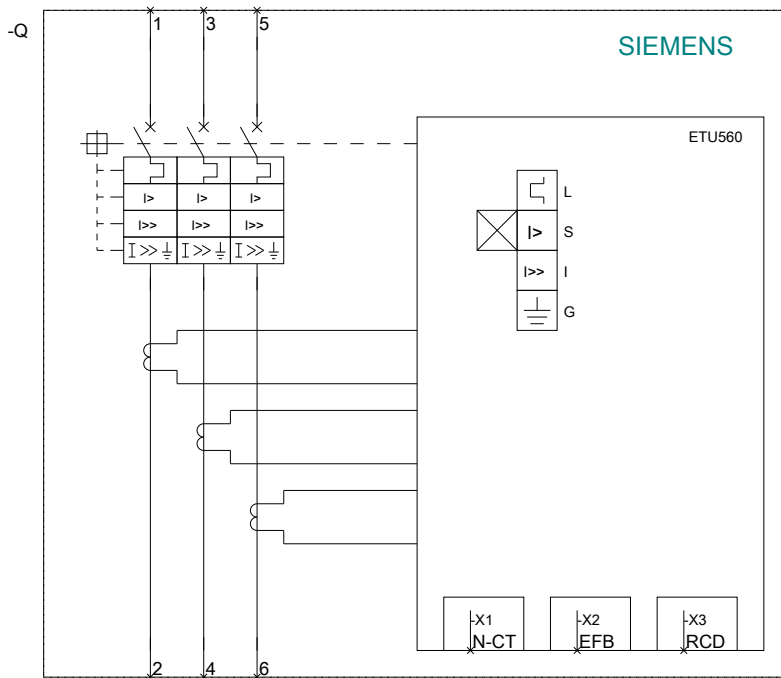
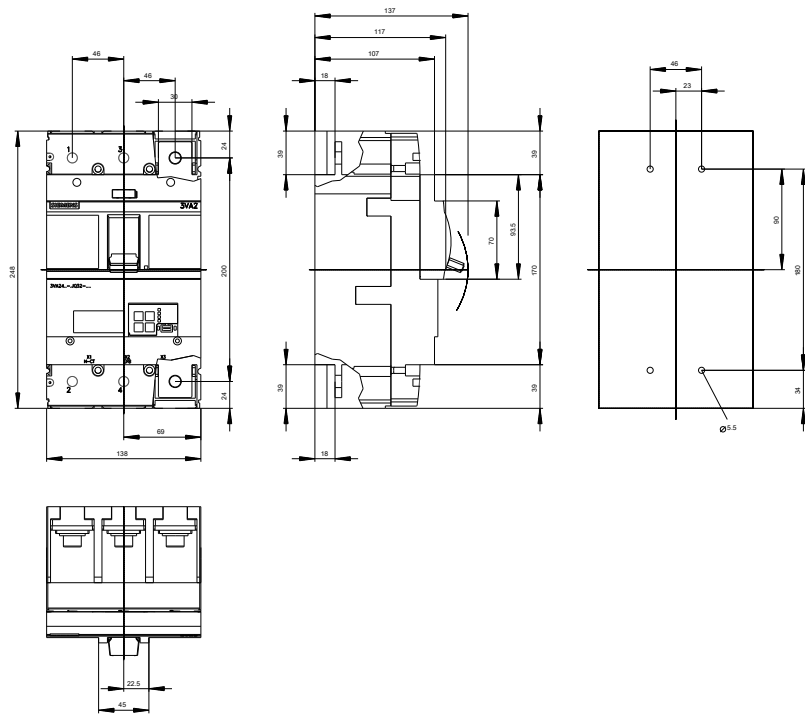
http://www.automation.siemens.com/bilddb/cax_en.aspx?mlfb=3VA2463-6JQ32-0KC0

CAX-Online-Generator

<http://www.siemens.com/cax>

Tender specifications

<http://www.siemens.com/specifications>



last modified:

10/29/2016