

CIRCUIT BREAKER 3VA2 IEC FRAME 630 BREAKING CAPACITY CLASS M ICU=55KA @ 415 V 3-POLE, LINE PROTECTION ETU320, LI, IN=630A OVERLOAD PROTECTION IR=252A ...630A SHORT CIRCUIT PROTECTION II=1,5... 9 X IN BUSBAR CONNECTION 2 AUXILIARY SWITCH HP 1 TRIP ALARM SWITCH HP 1 ELECTRICAL ALARM SWITCH HP



| Model  |   |
|--|---|
| product brandname                              | SENTRON                                       |
| Product designation                            | Molded case circuit breaker                   |
| Design of the product                          | Line protection                               |
| Design of the overcurrent release              | ETU320  |
| Protective function of the overcurrent release | LI  |
| Number of poles                                | 3   |
| Design of the auxiliary release                | Without auxiliary release                     |
| Design of the auxiliary switch                 | 2 auxiliary switches + 1 trip alarm switch HP |

| General technical data   |        |
|--|--------|
| Tension assignée d'isolement Ui  | 800 V  |
| Max. rated operational voltage Ue with AC 50/60Hz  | 690 V  |
| Active power loss / for rated value of the current / at AC / in hot operating state / per device | 162 W  |
| Active power loss / for rated value of the current / at AC / in hot operating state / per pole   | 54 W   |
| Mechanical service life (switching cycles) / typical   | 15 000 |
| Electrical endurance (switching cycles) / at AC-1 / at 380/415 V 50/60 Hz                        | 4 000  |

|   |         |
|---|---------|
| Neutral conductors / upgradeable/retrofitable | No      |
| Ground fault monitoring version               | Without |
| Product function                              |         |
| • communication function                      | No      |
| • Phase failure detection                     | No      |
| • other measurement function                  | No      |
| Net weight                                    | 4.4 kg  |

### Electricity

|   |       |
|---|-------|
| Max. rated operational voltage of the size of the circuit-breaker | 630 A |
| Courant permanent assigné Iu                                      | 630 A |
| Operating current   |       |
| • at 40 °C  | 630 A |
| • at 45 °C  | 612 A |
| • at 50 °C  | 593 A |
| • at 55 °C  | 575 A |
| • at 60 °C  | 557 A |
| • at 65 °C  | 538 A |
| • at 70 °C  | 520 A |

### Switching capacity according to IEC 60947

|   |         |
|---|---------|
| Switching capacity class of the circuit breaker           | M       |
| Maximum short-circuit current breaking capacity (Icu)     |         |
| • at 240 V  | 85 kA   |
| • at 415 V  | 55 kA   |
| • at 440 V  | 55 kA   |
| • at 500 V  | 36 kA   |
| • at 690 V  | 10 kA   |
| Operational short-circuit current breaking capacity (Ics) |         |
| • at 240 V  | 85 kA   |
| • at 415 V  | 55 kA   |
| • at 440 V  | 55 kA   |
| • at 500 V  | 36 kA   |
| • at 690 V  | 10 kA   |
| Short-circuit current making capacity (Icm)               |         |
| • at 240 V  | 187 kA  |
| • at 415 V  | 121 kA  |
| • at 440 V  | 121 kA  |
| • at 500 V  | 75.6 kA |
| • at 690 V  | 17 kA   |

### Adjustable parameters

|  |         |
|--|---------|
| Adjustable response value current / I <sub>g</sub> min.            | 250 A   |
| Adjustable response value current / I <sub>g</sub> min.            | 630 A   |
| Adjustable response value current / I <sub>g</sub> min.            | 0.5     |
| Adjustable response value current / I <sub>g</sub> min.            | 12      |
| Short-term delayed / tripping switchable / I <sub>2t</sub> =ON/OFF | No      |
| Adjustable response value current / I <sub>i</sub> min.            | 945 A   |
| Adjustable response value current / I <sub>i</sub> max.            | 5 670 A |

### Mechanical Design

|        |        |
|--------|--------|
| Height | 248 mm |
| Width  | 138 mm |
| Depth  | 110 mm |

### Connections

|   |                |
|---|----------------|
| Arrangement of electrical connectors / for main current circuit                         | Front terminal |
| Type of electrical connection / for main current circuit                                | Lug terminal   |
| Type of connectable conductor cross-section, connection screw, width x thickness , min. | 20 x 1         |
| Type of connectable conductor cross-section, connection screw, width x thickness , max. | 35 x 10        |

### Auxiliary circuit

|   |     |
|---|-----|
| Product component   |     |
| <ul style="list-style-type: none"> <li>• undervoltage release</li> </ul>                      | No  |
| <ul style="list-style-type: none"> <li>• Voltage trigger</li> </ul>                           | No  |
| <ul style="list-style-type: none"> <li>• undervoltage release with leading contact</li> </ul> | No  |
| <ul style="list-style-type: none"> <li>• Trip indicator</li> </ul>                            | Yes |
| Number of CO contacts / for auxiliary contacts  | 3   |






### Accessories






|   |                                    |
|---|------------------------------------|
| Product extension / optional / motor drive  | Yes                                |
| Manufacturer's article number   |                                    |
| <ul style="list-style-type: none"> <li>• of the supplied basic switch</li> </ul>                    | <a href="#">3VA2463-5HL32-0AA0</a> |
| <ul style="list-style-type: none"> <li>• of the integrated auxiliary switch/alarm switch</li> </ul> | <a href="#">3VA9988-0AA11</a>      |
| <ul style="list-style-type: none"> <li>• of the integrated auxiliary switch/alarm switch</li> </ul> | <a href="#">3VA9988-0AB11</a>      |

### Environmental conditions

|  |        |
|--|--------|
| Protection class IP / on the front   | IP40   |
| Ambient temperature  |        |
| <ul style="list-style-type: none"> <li>• during operation / minimum</li> </ul> | -25 °C |
| <ul style="list-style-type: none"> <li>• during operation / maximum</li> </ul> | 70 °C  |
| <ul style="list-style-type: none"> <li>• during storage / minimum</li> </ul>   | -40 °C |
| <ul style="list-style-type: none"> <li>• during storage / maximum</li> </ul>   | 80 °C  |

### Certificates

| General Product Approval  |   |   | EMC   | Declaration of Conformity   | Test Certificates                                 |
|---|---|---|---|---|---|
|  |  |  |  |  | <a href="#">Typprüfbescheinigung/Werkszeugnis</a> |
| CCC   | VDE   |   | RCM   | EG-Konf.  |   |

| Test Certificates       | Shipping Approval   |   |   |   |   |
|-------------------------|---|---|---|---|---|
| <a href="#">sonstig</a> |  |  |  |  |  |
|                         | ABS   | BUREAU VERITAS  | GL  | LRS   | RMRS  |

| other                   |
|-------------------------|
| <a href="#">sonstig</a> |

#### Further information

##### Information- and Downloadcenter (Catalogs, Brochures,...)

<http://www.siemens.com/lowvoltage/catalogs>

##### Industry Mall (Online ordering system)

<https://eb.automation.siemens.com/mall/en/WW/Catalog/Product/3VA2463-5HL32-0AJ0>

##### Service&Support (Manuals, Certificates, Characteristics, FAQs,...)

<http://support.automation.siemens.com/WW/view/en/3VA2463-5HL32-0AJ0/all>

##### Image database (product images, 2D dimension drawings, 3D models, device circuit diagrams, ...)

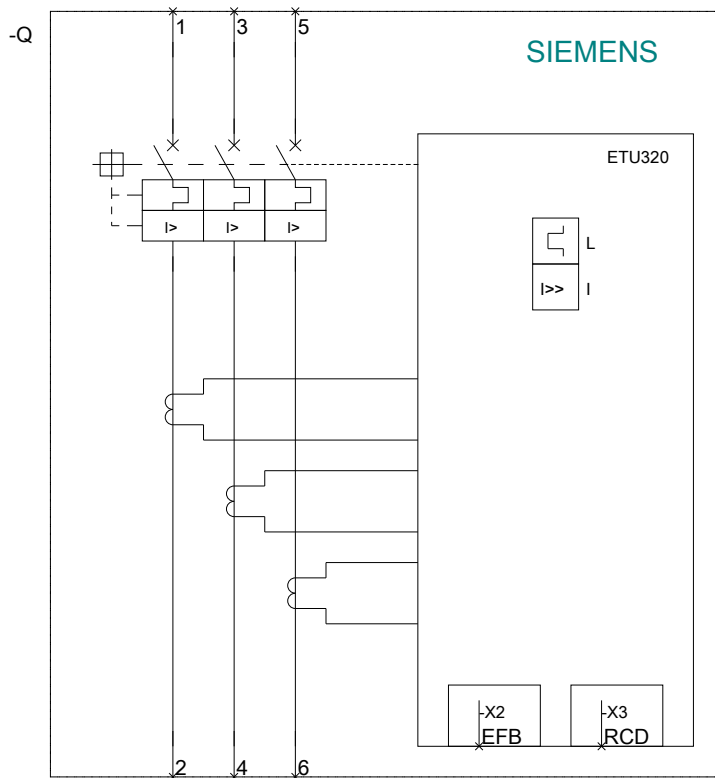
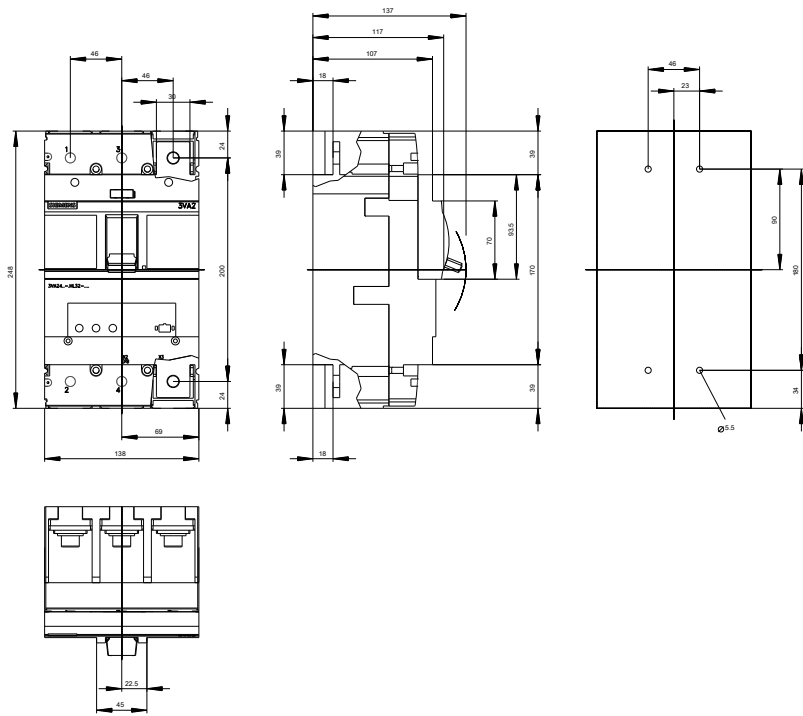
[http://www.automation.siemens.com/bilddb/cax\\_en.aspx?mlfb=3VA2463-5HL32-0AJ0](http://www.automation.siemens.com/bilddb/cax_en.aspx?mlfb=3VA2463-5HL32-0AJ0)

##### CAX-Online-Generator

<http://www.siemens.com/cax>

##### Tender specifications

<http://www.siemens.com/specifications>



**last modified:**

10/29/2016