

CIRCUIT BREAKER 3VA2 IEC FRAME 160 BREAKING CAPACITY CLASS M ICU=55KA @ 415 V 3-POLE, LINE PROTECTION ETU320, LI, IN=100A OVERLOAD PROTECTION IR=40A ...100A SHORT CIRCUIT PROTECTION II=1,5... 12 X IN CABLE CONNECTION 4 AUXILIARY SWITCH HQ



Model	
product brandname	SENTRON
Product designation	Molded case circuit breaker
Design of the product	Line protection
Design of the overcurrent release	ETU320
Protective function of the overcurrent release	LI
Number of poles	3
Design of the auxiliary release	Without auxiliary release
Design of the auxiliary switch	4 auxiliary switches HQ
General technical data	
Tension assignée d'isolement Ui	800 V
Max. rated operational voltage Ue with AC 50/60Hz	690 V
Active power loss / for rated value of the current / at AC / in hot operating state / per device	10 W
Mechanical service life (switching cycles) / typical	20 000
Electrical endurance (switching cycles) / at AC-1 / at 380/415 V 50/60 Hz	12 000
Neutral conductors / upgradeable/retrofittable	No
Ground fault monitoring version	Without

Product function	
• communication function	No
• Phase failure detection	No
• other measurement function	No
Net weight	2.55 kg

### Electricity

Max. rated operational voltage of the size of the circuit-breaker	160 A
Courant permanent assigné Iu	100 A
Operating current	
• at 40 °C	100 A
• at 45 °C	100 A
• at 50 °C	100 A
• at 55 °C	96.25 A
• at 60 °C	92.5 A
• at 65 °C	88.75 A
• at 70 °C	85 A

### Switching capacity according to IEC 60947

Switching capacity class of the circuit breaker	M
Maximum short-circuit current breaking capacity (Icu)	
• at 240 V	85 kA
• at 415 V	55 kA
• at 440 V	55 kA
• at 500 V	36 kA
• at 690 V	2.5 kA
Operational short-circuit current breaking capacity (Ics)	
• at 240 V	85 kA
• at 415 V	55 kA
• at 440 V	55 kA
• at 500 V	36 kA
• at 690 V	2.5 kA
Short-circuit current making capacity (Icm)	
• at 240 V	187 kA
• at 415 V	121 kA
• at 440 V	121 kA
• at 500 V	79 kA
• at 690 V	4.25 kA

### Adjustable parameters

Adjustable response value current / I <sub>g</sub> min.	40 A
Adjustable response value current / I <sub>g</sub> min.	100 A

Adjustable response value current / I <sub>g</sub> min.	0.5
Adjustable response value current / I <sub>g</sub> min.	17
Short-term delayed / tripping switchable / I <sub>2t</sub> =ON/OFF	No
Adjustable response value current / I <sub>i</sub> min.	150 A
Adjustable response value current / I <sub>i</sub> max.	1 200 A

### Mechanical Design

Height	181 mm
Width	105 mm
Depth	86 mm

### Connections

Arrangement of electrical connectors / for main current circuit	Front terminal
Type of electrical connection / for main current circuit	Box terminal
Type of connectable conductor cross-section, round conductor terminal, stranded	1 x (6-120 mm <sup>2</sup> )

### Auxiliary circuit

Product component	
<ul style="list-style-type: none"> <li>• undervoltage release</li> <li>• Voltage trigger</li> <li>• undervoltage release with leading contact</li> <li>• Trip indicator</li> </ul>	<p>No</p> <p>No</p> <p>No</p> <p>No</p>
Number of CO contacts / for auxiliary contacts	4

### Accessories





Product extension / optional / motor drive	Yes
Manufacturer's article number	
<ul style="list-style-type: none"> <li>• of the supplied basic switch</li> <li>• of the integrated auxiliary switch/alarm switch</li> </ul>	<p><a href="#">3VA2110-5HL36-0AA0</a></p> <p><a href="#">3VA9988-0AA12</a></p>

### Environmental conditions

Protection class IP / on the front	IP40
Ambient temperature	
<ul style="list-style-type: none"> <li>• during operation / minimum</li> <li>• during operation / maximum</li> <li>• during storage / minimum</li> <li>• during storage / maximum</li> </ul>	<p>-25 °C</p> <p>70 °C</p> <p>-40 °C</p> <p>80 °C</p>

### Certificates

Equipment marking / acc. to DIN EN 81346-2	Q
--	---

General Product Approval		EMC	Declaration of Conformity	Test Certificates
 VDE		<a href="#">sonstig</a>	 RCM	 EG-Konf.
				<a href="#">Typprüfbescheinigung/Werkszeugnis</a>

Test Certificates	Shipping Approval				
<a href="#">sonstig</a>	 ABS	 BUREAU VERITAS	 GL	 LRS	 RMRS

other
<a href="#">sonstig</a>

#### Further information

**Information- and Downloadcenter (Catalogs, Brochures,...)**

<http://www.siemens.com/lowvoltage/catalogs>

**Industry Mall (Online ordering system)**

<https://eb.automation.siemens.com/mall/en/WW/Catalog/Product/3VA2110-5HL36-0AE0>

**Service&Support (Manuals, Certificates, Characteristics, FAQs,...)**

<http://support.automation.siemens.com/WW/view/en/3VA2110-5HL36-0AE0/all>

**Image database (product images, 2D dimension drawings, 3D models, device circuit diagrams, ...)**

[http://www.automation.siemens.com/bilddb/cax\\_en.aspx?mfb=3VA2110-5HL36-0AE0](http://www.automation.siemens.com/bilddb/cax_en.aspx?mfb=3VA2110-5HL36-0AE0)

**CAX-Online-Generator**

<http://www.siemens.com/cax>

**Tender specifications**

<http://www.siemens.com/specifications>



**last modified:**

10/29/2016