



CIRCUIT BREAKER 3VA2 IEC FRAME 400 BREAKING CAPACITY CLASS C ICU=110KA @ 415 V 3-POLE, MOTOR PROTECTION ETU350M, LSI, IN=250A OVERLOAD PROTECTION IR=100A ...250A SHORT CIRCUIT PROTECTION ISD=3... 15 X IR, II=15 X IN BUSBAR CONNECTION SHUNT TRIP (STL) 220-250 V DC, 208-277 V AC 2 AUXILIARY SWITCH HQ

Model	
product brandname	SENTRON
Product designation	Molded case circuit breaker
Design of the product	Motor protection
Design of the overcurrent release	ETU350M
Protective function of the overcurrent release	LSI
Number of poles	3
Design of the auxiliary release	Shunt trip (STL)
Design of the auxiliary switch	2 auxiliary switches + 1 trip alarm switch HQ

General technical data	
Tension assignée d'isolement $U_i$	800 V
Max. rated operational voltage $U_e$ with AC 50/60Hz	690 V
Operating power / at AC-3 / at 400 V	110 W
Active power loss / for rated value of the current / at AC / in hot operating state / per device	37.5 W
Active power loss / for rated value of the current / at AC / in hot operating state / per pole	12.5 W
Mechanical service life (switching cycles) / typical	15 000

Electrical endurance (switching cycles) / at AC-1 / at 380/415 V 50/60 Hz	6 000
Neutral conductors / upgradeable/retrofitable	No
Ground fault monitoring version	Without
Product function	
• communication function	No
• Phase failure detection	Yes
• other measurement function	No
Net weight	4.3 kg

### Electricity

Max. rated operational voltage of the size of the circuit-breaker	400 A
Courant permanent assigné Iu	250 A
Operating current	
• at 40 °C	250 A
• at 45 °C	250 A
• at 50 °C	250 A
• at 55 °C	240 A
• at 60 °C	235 A
• at 65 °C	230 A
• at 70 °C	225 A

### Switching capacity according to IEC 60947

Switching capacity class of the circuit breaker	C
Maximum short-circuit current breaking capacity (Icu)	
• at 240 V	150 kA
• at 415 V	110 kA
• at 440 V	110 kA
• at 500 V	85 kA
• at 690 V	25 kA
Operational short-circuit current breaking capacity (Ics)	
• at 240 V	150 kA
• at 415 V	110 kA
• at 440 V	110 kA
• at 500 V	85 kA
• at 690 V	25 kA
Short-circuit current making capacity (Icm)	
• at 240 V	330 kA
• at 415 V	242 kA
• at 440 V	242 kA
• at 500 V	187 kA
• at 690 V	52.5 kA

Adjustable parameters	
Adjustable response value current / I <sub>g</sub> min.	100 A
Adjustable response value current / I <sub>g</sub> min.	250 A
Adjustable response value current / I <sub>g</sub> min.	4
Adjustable response value current / I <sub>g</sub> min.	17
Adjustable response value current / I <sub>g</sub> min.	750 A
Adjustable response value current / I <sub>g</sub> min.	3 750 A
Short-term delayed / tripping switchable / I <sub>2t</sub> =ON/OFF	No
Adjustable response value current / I <sub>g</sub> min.	0.03 s
Adjustable response value current / I <sub>g</sub> min.	0.03 s
Adjustable response value current / I <sub>i</sub> min.	3 750 A
Adjustable response value current / I <sub>i</sub> max.	3 750 A

Mechanical Design	
Height	248 mm
Width	138 mm
Depth	110 mm

Connections	
Arrangement of electrical connectors / for main current circuit	Front terminal
Type of electrical connection / for main current circuit	Lug terminal

Auxiliary circuit	
Product component	
<ul style="list-style-type: none"> <li>• undervoltage release</li> </ul>	No
<ul style="list-style-type: none"> <li>• Voltage trigger</li> </ul>	Yes
<ul style="list-style-type: none"> <li>• undervoltage release with leading contact</li> </ul>	No
<ul style="list-style-type: none"> <li>• Trip indicator</li> </ul>	Yes
Number of CO contacts / for auxiliary contacts	3

Accessories	
Product extension / optional / motor drive	Yes
Manufacturer's article number	
<ul style="list-style-type: none"> <li>• of the supplied basic switch</li> </ul>	<a href="#">3VA2325-7MN32-0AA0</a>
<ul style="list-style-type: none"> <li>• of the integrated auxiliary switch/alarm switch</li> </ul>	<a href="#">3VA9988-0AA12</a>
<ul style="list-style-type: none"> <li>• of the integrated auxiliary switch/alarm switch</li> </ul>	<a href="#">3VA9988-0AB12</a>
<ul style="list-style-type: none"> <li>• of the integrated auxiliary trip</li> </ul>	3VA9688-0BL30

Environmental conditions	
Protection class IP / on the front	IP40
Ambient temperature	
<ul style="list-style-type: none"> <li>• during operation / minimum</li> </ul>	-25 °C
<ul style="list-style-type: none"> <li>• during operation / maximum</li> </ul>	70 °C

- during storage / minimum
- during storage / maximum






-40 °C

80 °C

## Certificates

Equipment marking / acc. to DIN EN 81346-2

Q

General Product Approval		EMC	Declaration of Conformity	Test Certificates
 CCC	 VDE		 RCM	 EG-Konf.
				<a href="#">sonstig</a>

## other

[Bestätigungen](#)

[sonstig](#)

## Further information

**Information- and Downloadcenter (Catalogs, Brochures,...)**

<http://www.siemens.com/lowvoltage/catalogs>

**Industry Mall (Online ordering system)**

<https://eb.automation.siemens.com/mall/en/WW/Catalog/Product/3VA2325-7MN32-0HH0>

**Service&Support (Manuals, Certificates, Characteristics, FAQs,...)**

<http://support.automation.siemens.com/WW/view/en/3VA2325-7MN32-0HH0/all>

**Image database (product images, 2D dimension drawings, 3D models, device circuit diagrams, ...)**

[http://www.automation.siemens.com/bilddb/cax\\_en.aspx?mlfb=3VA2325-7MN32-0HH0](http://www.automation.siemens.com/bilddb/cax_en.aspx?mlfb=3VA2325-7MN32-0HH0)

**CAX-Online-Generator**

<http://www.siemens.com/cax>

**Tender specifications**

<http://www.siemens.com/specifications>



**last modified:**

10/29/2016