



CIRCUIT BREAKER 3VA2 IEC FRAME 160 BREAKING CAPACITY CLASS M ICU=55KA @ 415 V 3-POLE, MOTOR PROTECTION ETU350M, LSI, IN=100A OVERLOAD PROTECTION IR=40A ...100A SHORT CIRCUIT PROTECTION ISD=3... 15 X IR, II=15 X IN CABLE CONNECTION SHUNT TRIP (STL) 220-250 V DC, 208-277 V AC 2 AUXILIARY SWITCH HQ 1 TRIP ALARM SWITCH HQ

Model	
product brandname	SENTRON
Product designation	Molded case circuit breaker
Design of the product	Motor protection
Design of the overcurrent release	ETU350M
Protective function of the overcurrent release	LSI
Number of poles	3
Design of the auxiliary release	Without auxiliary release
Design of the auxiliary switch	1 auxiliary switch + 1 trip alarm switch HP

General technical data	
Tension assignée d'isolement Ui	800 V
Max. rated operational voltage Ue with AC 50/60Hz	690 V
Operating power / at AC-3 / at 400 V	45 W
Active power loss / for rated value of the current / at AC / in hot operating state / per device	75 W
Mechanical service life (switching cycles) / typical	20 000
Electrical endurance (switching cycles) / at AC-1 / at 380/415 V 50/60 Hz	12 000
Neutral conductors / upgradeable/retrofitable	No

Ground fault monitoring version	Without
Product function	
• communication function	No
• Phase failure detection	Yes
• other measurement function	No
Net weight	2.5 kg

Electricity

Max. rated operational voltage of the size of the circuit-breaker	160 A
Courant permanent assigné lu	100 A
Operating current	
• at 40 °C	100 A
• at 45 °C	100 A
• at 50 °C	100 A
• at 55 °C	96 A
• at 60 °C	94 A
• at 65 °C	92 A
• at 70 °C	90 A

Switching capacity according to IEC 60947

Switching capacity class of the circuit breaker	M
Maximum short-circuit current breaking capacity (Icu)	
• at 240 V	85 kA
• at 415 V	55 kA
• at 440 V	55 kA
• at 500 V	36 kA
• at 690 V	10 kA
Operational short-circuit current breaking capacity (Ics)	
• at 240 V	85 kA
• at 415 V	55 kA
• at 440 V	55 kA
• at 500 V	36 kA
• at 690 V	10 kA
Short-circuit current making capacity (Icm)	
• at 240 V	187 kA
• at 415 V	121 kA
• at 440 V	121 kA
• at 500 V	75.6 kA
• at 690 V	17 kA

Adjustable parameters

Adjustable response value current / I _g min.	40 A
---	------

Adjustable response value current / I _g min.	100 A
Adjustable response value current / I _g min.	4
Adjustable response value current / I _g min.	17
Adjustable response value current / I _g min.	300 A
Adjustable response value current / I _g min.	1 500 A
Short-term delayed / tripping switchable / I _{2t} =ON/OFF	No
Adjustable response value current / I _g min.	0.03 s
Adjustable response value current / I _g min.	0.03 s
Adjustable response value current / I _i min.	1 500 A
Adjustable response value current / I _i max.	1 500 A

Mechanical Design

Height	181 mm
Width	105 mm
Depth	86 mm

Connections

Arrangement of electrical connectors / for main current circuit	Front terminal
Type of electrical connection / for main current circuit	Box terminal

Auxiliary circuit

Product component	
<ul style="list-style-type: none"> • undervoltage release 	No
<ul style="list-style-type: none"> • Voltage trigger 	No
<ul style="list-style-type: none"> • undervoltage release with leading contact 	No
<ul style="list-style-type: none"> • Trip indicator 	Yes
Number of CO contacts / for auxiliary contacts	2






Accessories

Product extension / optional / motor drive	Yes
Manufacturer's article number	
<ul style="list-style-type: none"> • of the supplied basic switch 	3VA2110-5MN36-0AA0
<ul style="list-style-type: none"> • of the integrated auxiliary switch/alarm switch 	3VA9988-0AA11
<ul style="list-style-type: none"> • of the integrated auxiliary switch/alarm switch 	3VA9988-0AB11

Environmental conditions

Protection class IP / on the front	IP40
Ambient temperature	
<ul style="list-style-type: none"> • during operation / minimum 	-25 °C
<ul style="list-style-type: none"> • during operation / maximum 	70 °C
<ul style="list-style-type: none"> • during storage / minimum 	-40 °C
<ul style="list-style-type: none"> • during storage / maximum 	80 °C

Certificates

General Product Approval		EMC	Declaration of Conformity	Test Certificates
 CCC	 VDE		 RCM	 EG-Konf.

[sonstig](#)**other**[Bestätigungen](#)[sonstig](#)**Further information****Information- and Downloadcenter (Catalogs, Brochures,...)**<http://www.siemens.com/lowvoltage/catalogs>**Industry Mall (Online ordering system)**<https://eb.automation.siemens.com/mall/en/WW/Catalog/Product/3VA2110-5MN36-0AG0>**Service&Support (Manuals, Certificates, Characteristics, FAQs,...)**<http://support.automation.siemens.com/WW/view/en/3VA2110-5MN36-0AG0/all>**Image database (product images, 2D dimension drawings, 3D models, device circuit diagrams, ...)**http://www.automation.siemens.com/bilddb/cax_en.aspx?mlfb=3VA2110-5MN36-0AG0**CAX-Online-Generator**<http://www.siemens.com/cax>**Tender specifications**<http://www.siemens.com/specifications>

last modified:

10/29/2016