

CIRCUIT BREAKER 3VA2 IEC FRAME 400 BREAKING CAPACITY CLASS M ICU=55KA @ 415 V 3-POLE, MOTOR PROTECTION ETU350M, LSI, IN=250A OVERLOAD PROTECTION IR=100A ...250A SHORT CIRCUIT PROTECTION ISD=3... 15 X IR, II=15 X IN BUSBAR CONNECTION UNDERVOLTAGE RELEASE (UVR) 24 V DC



Model	
product brandname	SENTRON
Product designation	Molded case circuit breaker
Design of the product	Motor protection
Design of the overcurrent release	ETU350M
Protective function of the overcurrent release	LSI
Number of poles	3
Design of the auxiliary release	Without auxiliary release
Design of the auxiliary switch	2 auxiliary switches + 1 trip alarm switch HQ
General technical data	
Tension assignée d'isolement Ui	800 V
Max. rated operational voltage Ue with AC 50/60Hz	690 V
Operating power / at AC-3 / at 400 V	110 W
Active power loss / for rated value of the current / at AC / in hot operating state / per device	37.5 W
Active power loss / for rated value of the current / at AC / in hot operating state / per pole	12.5 W
Mechanical service life (switching cycles) / typical	15 000

Electrical endurance (switching cycles) / at AC-1 / at 380/415 V 50/60 Hz	6 000
Neutral conductors / upgradeable/retrofitable	No
Ground fault monitoring version	Without
Product function	
• communication function	No
• Phase failure detection	Yes
• other measurement function	No
Net weight	4.3 kg

### Electricity

Max. rated operational voltage of the size of the circuit-breaker	400 A
Courant permanent assigné Iu	250 A
Operating current	
• at 40 °C	250 A
• at 45 °C	250 A
• at 50 °C	250 A
• at 55 °C	240 A
• at 60 °C	235 A
• at 65 °C	230 A
• at 70 °C	225 A

### Switching capacity according to IEC 60947

Switching capacity class of the circuit breaker	M
Maximum short-circuit current breaking capacity (Icu)	
• at 240 V	85 kA
• at 415 V	55 kA
• at 440 V	55 kA
• at 500 V	36 kA
• at 690 V	10 kA
Operational short-circuit current breaking capacity (Ics)	
• at 240 V	85 kA
• at 415 V	55 kA
• at 440 V	55 kA
• at 500 V	36 kA
• at 690 V	10 kA
Short-circuit current making capacity (Icm)	
• at 240 V	187 kA
• at 415 V	121 kA
• at 440 V	121 kA
• at 500 V	75.6 kA
• at 690 V	17 kA

Adjustable parameters	
Adjustable response value current / I <sub>g</sub> min.	100 A
Adjustable response value current / I <sub>g</sub> min.	250 A
Adjustable response value current / I <sub>g</sub> min.	4
Adjustable response value current / I <sub>g</sub> min.	17
Adjustable response value current / I <sub>g</sub> min.	750 A
Adjustable response value current / I <sub>g</sub> min.	3 750 A
Short-term delayed / tripping switchable / I <sub>2t</sub> =ON/OFF	No
Adjustable response value current / I <sub>g</sub> min.	0.03 s
Adjustable response value current / I <sub>g</sub> min.	0.03 s
Adjustable response value current / I <sub>i</sub> min.	3 750 A
Adjustable response value current / I <sub>i</sub> max.	3 750 A
Mechanical Design	
Height	248 mm
Width	138 mm
Depth	110 mm
Connections	
Arrangement of electrical connectors / for main current circuit	Front terminal
Type of electrical connection / for main current circuit	Lug terminal
Auxiliary circuit	
Product component	
• undervoltage release	No
• Voltage trigger	No
• undervoltage release with leading contact	No
• Trip indicator	Yes
Number of CO contacts / for auxiliary contacts	3
Accessories	
Product extension / optional / motor drive	Yes
Manufacturer's article number	
• of the supplied basic switch	<a href="#">3VA2325-5MN32-0AA0</a>
• of the integrated auxiliary switch/alarm switch	<a href="#">3VA9988-0AA12</a>
• of the integrated auxiliary switch/alarm switch	<a href="#">3VA9988-0AB12</a>
Environmental conditions	
Protection class IP / on the front	IP40
Ambient temperature	
• during operation / minimum	-25 °C
• during operation / maximum	70 °C
• during storage / minimum	-40 °C






• during storage / maximum

80 °C

## Certificates

Equipment marking / acc. to DIN EN 81346-2

Q

General Product Approval	EMC	Declaration of Conformity	Test Certificates		
 CCC	 VDE	 EAC	 RCM	 EG-Konf.	<a href="#">sonstig</a>

## other

[Bestätigungen](#)

[sonstig](#)

## Further information

**Information- and Downloadcenter (Catalogs, Brochures,...)**

<http://www.siemens.com/lowvoltage/catalogs>

**Industry Mall (Online ordering system)**

<https://eb.automation.siemens.com/mall/en/WW/Catalog/Product/3VA2325-5MN32-0AH0>

**Service&Support (Manuals, Certificates, Characteristics, FAQs,...)**

<http://support.automation.siemens.com/WW/view/en/3VA2325-5MN32-0AH0/all>

**Image database (product images, 2D dimension drawings, 3D models, device circuit diagrams, ...)**

[http://www.automation.siemens.com/bilddb/cax\\_en.aspx?mfb=3VA2325-5MN32-0AH0](http://www.automation.siemens.com/bilddb/cax_en.aspx?mfb=3VA2325-5MN32-0AH0)

**CAX-Online-Generator**

<http://www.siemens.com/cax>

**Tender specifications**

<http://www.siemens.com/specifications>



**last modified:**

10/29/2016