



CIRCUIT BREAKER 3VA2 IEC FRAME 630 BREAKING CAPACITY CLASS M ICU=55KA @ 415 V 3-POLE, LINE PROTECTION ETU350, LSI, IN=400A OVERLOAD PROTECTION IR=160A ...400A SHORT CIRCUIT PROTECTION ISD=1,5... 10 X IR, II=12 X IN BUSBAR CONNECTION UNDERVOLTAGE RELEASE (UVR) 24 V DC 2 AUXILIARY SWITCH HQ 1 TRIP ALARM SWITCH HQ 1 ELECTRICAL ALARM SWITCH HQ

| Model | |
|--|---|
| product brandname | SENTRON |
| Product designation | Molded case circuit breaker |
| Design of the product | Line protection |
| Design of the overcurrent release | ETU350 |
| Protective function of the overcurrent release | LSI |
| Number of poles | 3 |
| Design of the auxiliary release | Undervoltage release (UVR) |
| Design of the auxiliary switch | 2 auxiliary switches + 1 trip alarm switch + 1 electrical alarm switch HQ |

| General technical data | |
|--|--------|
| Tension assignée d'isolement U_i | 800 V |
| Max. rated operational voltage U_e with AC 50/60Hz | 690 V |
| Active power loss / for rated value of the current / at AC / in hot operating state / per device | 66 W |
| Active power loss / for rated value of the current / at AC / in hot operating state / per pole | 22 W |
| Mechanical service life (switching cycles) / typical | 15 000 |

| | |
|---|---------|
| Electrical endurance (switching cycles) / at AC-1 / at 380/415 V 50/60 Hz | 4 000 |
| Neutral conductors / upgradeable/retrofitable | No |
| Ground fault monitoring version | Without |
| Product function | |
| • communication function | No |
| • Phase failure detection | No |
| • other measurement function | No |
| Net weight | 4.4 kg |

Electricity

| | |
|---|-------|
| Max. rated operational voltage of the size of the circuit-breaker | 630 A |
| Courant permanent assigné Iu | 400 A |
| Operating current | |
| • at 40 °C | 400 A |
| • at 45 °C | 400 A |
| • at 50 °C | 400 A |
| • at 55 °C | 384 A |
| • at 60 °C | 376 A |
| • at 65 °C | 368 A |
| • at 70 °C | 360 A |

Switching capacity according to IEC 60947

| | |
|---|---------|
| Switching capacity class of the circuit breaker | M |
| Maximum short-circuit current breaking capacity (Icu) | |
| • at 240 V | 85 kA |
| • at 415 V | 55 kA |
| • at 440 V | 55 kA |
| • at 500 V | 36 kA |
| • at 690 V | 10 kA |
| Operational short-circuit current breaking capacity (Ics) | |
| • at 240 V | 85 kA |
| • at 415 V | 55 kA |
| • at 440 V | 55 kA |
| • at 500 V | 36 kA |
| • at 690 V | 10 kA |
| Short-circuit current making capacity (Icm) | |
| • at 240 V | 187 kA |
| • at 415 V | 121 kA |
| • at 440 V | 121 kA |
| • at 500 V | 75.6 kA |
| • at 690 V | 17 kA |

| Adjustable parameters | |
|--|---------|
| Adjustable response value current / I _g min. | 160 A |
| Adjustable response value current / I _g min. | 400 A |
| Adjustable response value current / I _g min. | 0.5 |
| Adjustable response value current / I _g min. | 17 |
| Adjustable response value current / I _g min. | 0 A |
| Adjustable response value current / I _g min. | 0 A |
| Short-term delayed / tripping switchable / I _{2t} =ON/OFF | No |
| Adjustable response value current / I _i min. | 4 800 A |
| Adjustable response value current / I _i max. | 4 800 A |

| Mechanical Design | |
|-------------------|--------|
| Height | 248 mm |
| Width | 138 mm |
| Depth | 110 mm |

| Connections | |
|---|----------------|
| Arrangement of electrical connectors / for main current circuit | Front terminal |
| Type of electrical connection / for main current circuit | Lug terminal |
| Type of connectable conductor cross-section, connection screw, width x thickness , min. | 20 x 1 |
| Type of connectable conductor cross-section, connection screw, width x thickness , max. | 35 x 10 |

| Auxiliary circuit | |
|---|-----|
| Product component | |
| <ul style="list-style-type: none"> • undervoltage release | Yes |
| <ul style="list-style-type: none"> • Voltage trigger | No |
| <ul style="list-style-type: none"> • undervoltage release with leading contact | No |
| <ul style="list-style-type: none"> • Trip indicator | Yes |
| Number of CO contacts / for auxiliary contacts | 4 |

| Accessories | |
|---|------------------------------------|
| Product extension / optional / motor drive | Yes |
| Manufacturer's article number | |
| <ul style="list-style-type: none"> • of the supplied basic switch | 3VA2440-5HN32-0AA0 |
| <ul style="list-style-type: none"> • of the integrated auxiliary switch/alarm switch | 3VA9988-0AA12 |
| <ul style="list-style-type: none"> • of the integrated auxiliary switch/alarm switch | 3VA9988-0AB12 |
| <ul style="list-style-type: none"> • of the integrated auxiliary switch/alarm switch | 3VA9988-0AB22 |
| <ul style="list-style-type: none"> • of the integrated auxiliary trip | 3VA9608-0BB11 |






| Environmental conditions | |
|------------------------------------|------|
| Protection class IP / on the front | IP40 |
| Ambient temperature | |






- during operation / minimum -25 °C
- during operation / maximum 70 °C
- during storage / minimum -40 °C
- during storage / maximum 80 °C

Certificates

Equipment marking / acc. to DIN EN 81346-2

Q

| General Product Approval | EMC | Declaration of Conformity | Test Certificates |
|--|-----|---------------------------|---|
|  CCC  VDE  EAC  RCM  EG-Konf. | | | Typprüfbescheinigung/Werkszeugnis |

| Test Certificates | Shipping Approval |
|-------------------------|--|
| sonstig |  ABS  BUREAU VERITAS  GL  LRS  RMRS |

other

[sonstig](#)

Further information

Information- and Downloadcenter (Catalogs, Brochures,...)

<http://www.siemens.com/lowvoltage/catalogs>

Industry Mall (Online ordering system)

<https://eb.automation.siemens.com/mall/en/WW/Catalog/Product/3VA2440-5HN32-0BL0>

Service&Support (Manuals, Certificates, Characteristics, FAQs,...)

<http://support.automation.siemens.com/WW/view/en/3VA2440-5HN32-0BL0/all>

Image database (product images, 2D dimension drawings, 3D models, device circuit diagrams, ...)

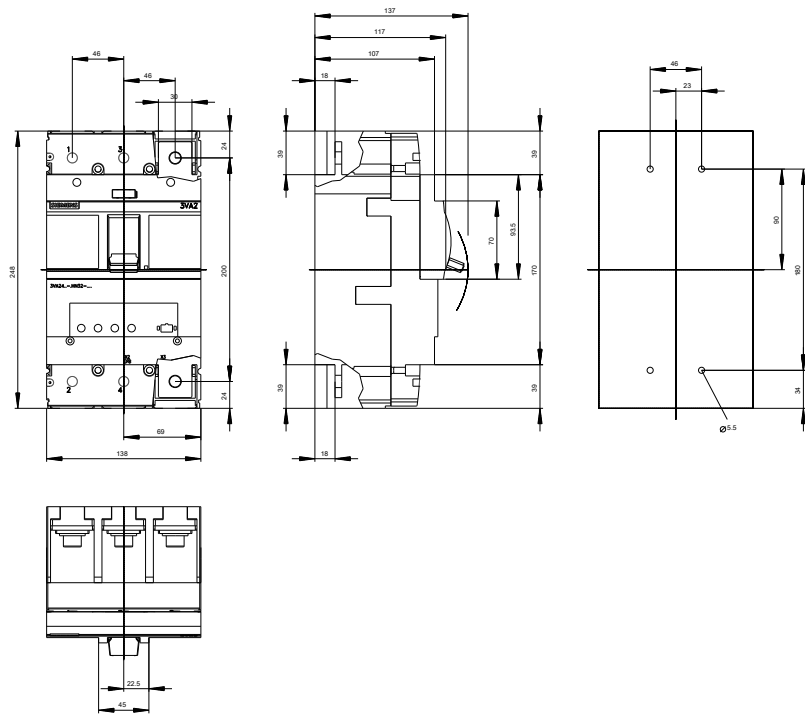
http://www.automation.siemens.com/bilddb/cax_en.aspx?mlfb=3VA2440-5HN32-0BL0

CAX-Online-Generator

<http://www.siemens.com/cax>

Tender specifications

<http://www.siemens.com/specifications>



last modified:

10/29/2016