



## Main

Range of product	Advantys Telefast ABE7
Product or component type	Passive discrete I/O sub-base
Sub-base type	Low cost sub-base
[Us] rated supply voltage	19...30 V conforming to IEC 61131-2
Number of channels	16
Number of terminal per channel	1
Connections - terminals	Screw type terminals, clamping capacity: 2 x 0.2...2 x 2.5 mm <sup>2</sup> AWG 24...14 solid Screw type terminals, clamping capacity: 2 x 0.09...2 x 0.75 mm <sup>2</sup> AWG 28...20 flexible with cable end Screw type terminals, clamping capacity: 1 x 0.14...1 x 2.5 mm <sup>2</sup> AWG 26...14 flexible without cable end Screw type terminals, clamping capacity: 1 x 0.14...1 x 2.5 mm <sup>2</sup> AWG 26...12 solid Screw type terminals, clamping capacity: 1 x 0.09...1 x 1.5 mm <sup>2</sup> AWG 28...16 flexible with cable end

## Complementary

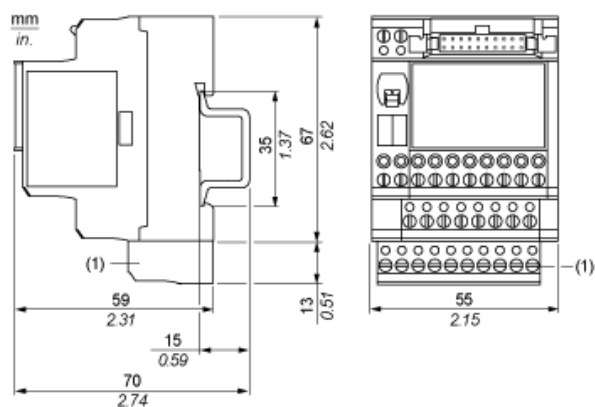
Supply voltage type	DC
Number of horizontal rows	2
Product compatibility	Modicon Premium PLC Modicon TSX Micro PLC
Status LED	1 LED, green for power ON 1 LED per channel, green for channel status
Short circuit protection	2 A internal fuse, 5 x 20 mm, fast blow (PLC end)
Fixing mode	By screws on solid plate with fixing kit By clips on 35 mm symmetrical DIN rail
Supply current	<= 1.8 A
Current per channel	<= 0.5 A
Current per output common	<= 1.8 A
Voltage drop on power supply fuse	0.3 V
[Ui] rated insulation voltage	2000 V between terminals/mounting rails
Installation category	II conforming to IEC 60664-1
Tightening torque	0.6 N.m (with flat Ø 3.5 mm)
Product weight	0.33 kg

## Environment

Product certifications	BV CSA DNV GL LROS (Lloyds register of shipping) UL
IP degree of protection	IP2x conforming to IEC 60529
Resistance to incandescent wire	750 °C, extinction time: <= 30 s conforming to IEC 60695-2-11
Shock resistance	15 gn for 11 ms conforming to IEC 60068-2-27
Vibration resistance	2 gn (f = 10...150 Hz) conforming to IEC 60068-2-6
Resistance to electrostatic discharge	8 kV (air) conforming to IEC 61000-4-2 level 3 4 kV (contact) conforming to IEC 61000-4-2 level 3
Resistance to radiated fields	10 V/m (26000000...1000000000 Hz) conforming to IEC 61000-4-3 level 3

Resistance to fast transients	2 kV conforming to IEC 61000-4-4 level 3
Ambient air temperature for operation	-5...60 °C conforming to IEC 61131-2
Ambient air temperature for storage	-40...80 °C conforming to IEC 61131-2
Pollution degree	2 conforming to IEC 60664-1

Dimensions

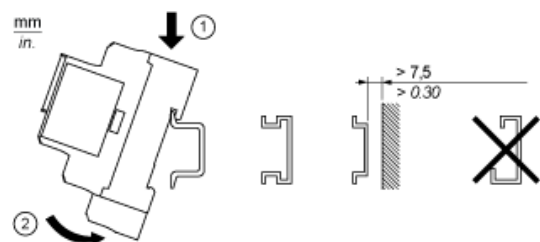


(1) ABE7BV10

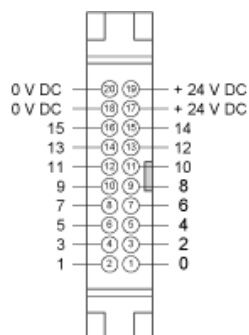
---

Mounting

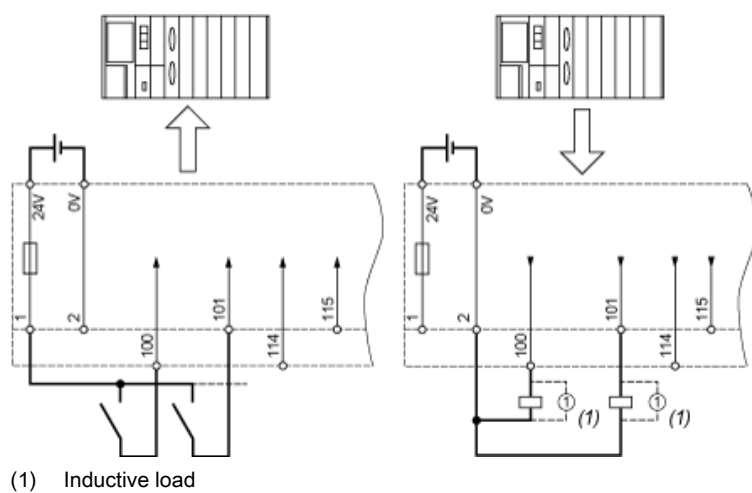
---



## HE10 16 Channels

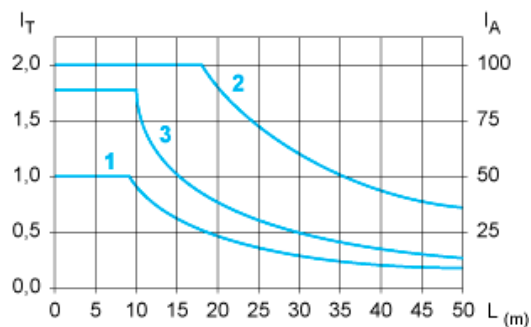


## Wiring Diagram



## Curves for Determining Cable Type and Length According to the Current

### 16-channel Sub-base



L Cable length

$I_T$  Total current per sub base (A)

$I_A$  Average current per channel (mA)

(1) TSXCDP••2 and ABFH20H••0 cables with c.s.a.  $0.08 \text{ mm}^2$  (AWG 28).

(2) TSXCDP••3 cables with c.s.a.  $0.34 \text{ mm}^2$  (AWG 22).

(3) Cables with c.s.a.  $0.13 \text{ mm}^2$  (AWG 26).

The curves are given for a voltage drop of 1 V in the cable. For n volts tolerance, multiply the length determined from the graph by n.