

Main

Range of product	Advantys Telefast ABE7
Product or component type	Plug-in electromechanical relay
Control circuit type	DC
Quantity per set	Set of 4

Complementary

Width pitch dimension	12 mm
Product compatibility	ABE7P08T330 ABE7P08T330E ABE7P16T318 ABE7P16T318E ABE7P16T330 ABE7P16T330E ABE7P16T332 ABE7P16T334 ABE7R16T330 ABE7R16T332
[Uc] control circuit voltage	48 V
[Ith] conventional free air thermal current	8 A
Threshold tripping voltage	16.8 V at 40 °C
Drop-out voltage	3.6 V at 20 °C
Drop-out current	3.5 mA at 20 °C
Power dissipation per pole	<= 0.6 W
Associated fuse rating	1 A
Maximum switching voltage	264 V AC 50/60 Hz conforming to IEC 60947-5-1 130 V DC conforming to IEC 60947-5-1
Electrical durability	500000 cycles, maximum switching current: 3000 mA at 24 V DC-12 500000 cycles, maximum switching current: 3000 mA at 230 V AC-12 500000 cycles, maximum switching current: 1700 mA at 230 V AC-15 500000 cycles, maximum switching current: 1400 mA at 24 V DC-13 10 ms
Minimum switching current	100 mA at >= 5 V
Electrical reliability	1e-008
Operating time	<= 13 ms between coil energisation and NO closing <= 13 ms between coil de-energisation and NO opening
Contact bounce time	<= 5.5 ms 1 NC <= 1.6 ms 1 NO
Operating rate in Hz	0.5 Hz at Ie 5 Hz no load
Mechanical durability	20000000 cycles
[Uimp] rated impulse withstand voltage	2.5 kV conforming to IEC 60947-1
Product weight	0.017 kg

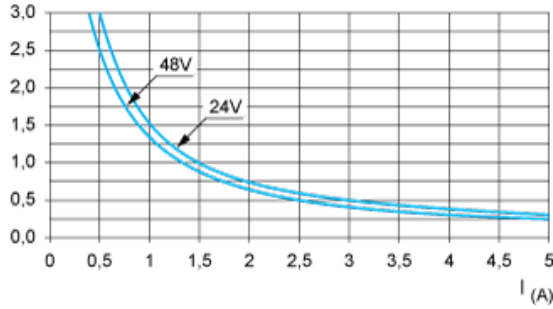
Environment

Max immunity to microbreaks	<= 5 ms
Dielectric strength	2000 V conforming to IEC 60947-1

Electrical Durability (in Millions of Operating Cycles) Conforming to IEC 60947-5-1

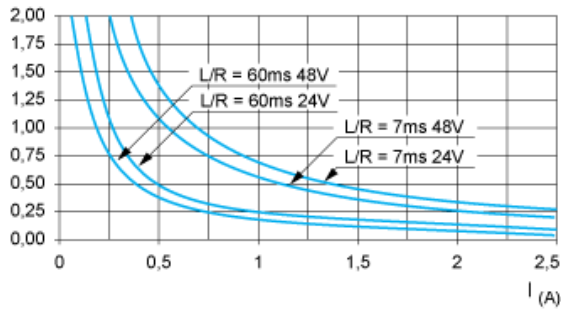
DC Loads

DC12 curves



DC12control of resistive loads and of solid state loads isolated by optocoupler, $I/R \leq 1$ ms.

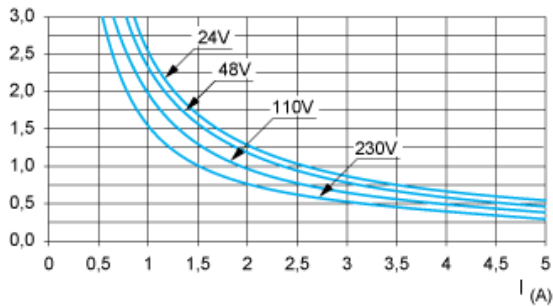
DC13 curves



DC13switching electromagnets, $L/R \leq 2 \times (U_e \times I_e)$ in ms, U_e : rated operational voltage, I_e : rated operational current (with a protective diode on the load, DC12 curves must be used with a coefficient of 0.9 applied to the number in millions of operating cycles)

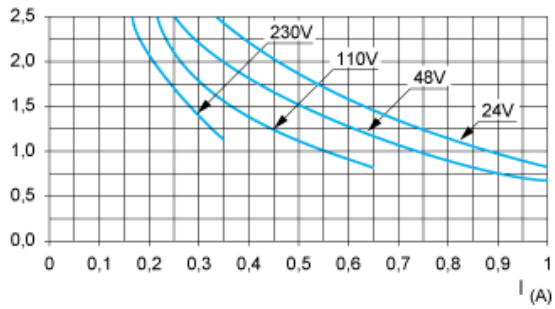
AC Loads

AC12 curves



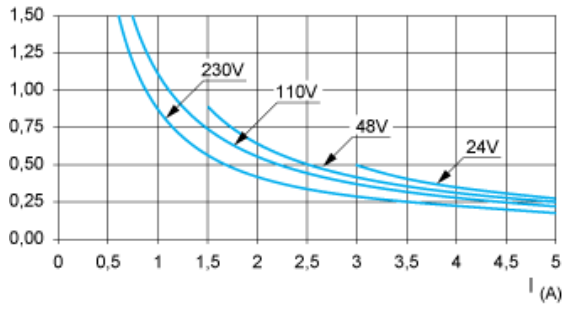
AC12control of resistive loads and of solid state loads isolated by optocoupler, $\cos \phi \geq 0.9$.

AC14 curves



AC14 control of small electromagnetic loads ≤ 72 VA, make: $\cos \phi = 0.3$, break: $\cos \phi = 0.3$.

AC15 curves



AC15 control of electromagnetic loads > 72 VA, make: $\cos \phi = 0.7$, break: $\cos \phi = 0.4$.