



WITHDRAWABLE CIRCUIT BREAKER WITHOUT GUIDE FRAME 3-POLE, SIZE II, IEC IN=3200A TO 690V, AC50/60HZ ICU=80KA AT 500V REAR CONNECTION HORIZONTAL

Model		
product brandname		SENTRON
Product designation		ACB
Design of the operating mechanism		Pushbutton
Type of the driving mechanism		Manual/motorized operating mechanism with mechanical and electrical closing
Type of the driving mechanism / motor drive		Yes
Design of the overcurrent release		ETU25B





General technical data		
Number of poles		3
Size of the circuit-breaker		2
Electrical endurance (switching cycles) / typical		15 000
Usage category		B
circuit-breaker / Design		3WL1232
Mechanical service life (switching cycles) / typical		15 000






Voltage		
Rated insulation voltage Ui	V	1 000

Protection class		

Protection class IP		IP20
Protective function of the overcurrent release		LSI
Dissipation		
Power loss [W]		
<ul style="list-style-type: none"> • for rated value of the current / at AC / in hot operating state / per pole 	W	236.7
<ul style="list-style-type: none"> • maximum 	W	710
Electricity		
Continuous current / rated value	A	3 200
Adjustable pick-up value current		
<ul style="list-style-type: none"> • of instantaneous short-circuit trip unit / initial value 	A	50 000
<ul style="list-style-type: none"> • of instantaneous short-circuit trip unit / Full-scale value 	A	50 000
Short-time current resistance (I_{cw})		
<ul style="list-style-type: none"> • limited to 0.5 s / rated value 	kA	80
<ul style="list-style-type: none"> • limited to 1 s / rated value 	kA	66
<ul style="list-style-type: none"> • limited to 2 s / rated value 	kA	46
<ul style="list-style-type: none"> • limited to 3 s / rated value 	kA	44
Main circuit		
Operating frequency		
<ul style="list-style-type: none"> • 1 / rated value 	Hz	50
<ul style="list-style-type: none"> • 2 / rated value 	Hz	60
Operating voltage		
<ul style="list-style-type: none"> • at AC / at 50/60 Hz / rated value 	V	690
Operating current		
<ul style="list-style-type: none"> • at 40 °C / rated value 	A	3 200
<ul style="list-style-type: none"> • at 50 °C / rated value 	A	3 200
<ul style="list-style-type: none"> • at 55 °C / rated value 	A	3 200
<ul style="list-style-type: none"> • at 60 °C / rated value 	A	3 020
<ul style="list-style-type: none"> • at 65 °C / rated value 	A	3 020
<ul style="list-style-type: none"> • at 70 °C / rated value 	A	2 870
Suitability		
Suitability for use		Plant / motor protection
Product details		
Product component		
<ul style="list-style-type: none"> • Trip indicator 		Yes
<ul style="list-style-type: none"> • Voltage trigger 		No
<ul style="list-style-type: none"> • undervoltage release 		Yes
Product extension / optional / motor drive		No

Product function		
Product function		
<ul style="list-style-type: none"> • Ground fault protection 		No
Display and operation		
Display version		without display
Short circuit		
Operational short-circuit current breaking capacity (Ics)		
<ul style="list-style-type: none"> • at 415 V / rated value 	kA	80
<ul style="list-style-type: none"> • at 500 V / rated value 	kA	80
<ul style="list-style-type: none"> • at 690 V / rated value 	kA	75
Maximum short-circuit current breaking capacity (Icu)		
<ul style="list-style-type: none"> • at 415 V / rated value 	kA	80
<ul style="list-style-type: none"> • at 500 V / rated value 	kA	80
<ul style="list-style-type: none"> • at 690 V / rated value 	kA	75
Connections		
Arrangement of electrical connectors / for main current circuit		without guide frame
Type of electrical connection / for main current circuit		Blade contacts
Mechanical Design		
Height	mm	411.5
Width	mm	451
Depth	mm	337
Mounting type		drawer unit
Environmental conditions		
Ambient temperature		
<ul style="list-style-type: none"> • during operation / minimum 	°C	-20
<ul style="list-style-type: none"> • during operation / maximum 	°C	70
<ul style="list-style-type: none"> • during storage / minimum 	°C	-40
<ul style="list-style-type: none"> • during storage / maximum 	°C	70
Certificates		
Equipment marking		
<ul style="list-style-type: none"> • acc. to DIN EN 61346-2 		Q
<ul style="list-style-type: none"> • acc. to DIN EN 81346-2 		Q

General Product Approval		Declaration of Conformity	Test Certificates		Shipping Approval
 CCC	 VDE	 EG-Konf.	sonstig	spezielle Prüfbescheinigungen n	 ABS

Shipping Approval					other
 BUREAU VERITAS	 GL	 LRS	 PRS	 RMRS	Umweltbestätigung

other
sonstig

Further information

Industry Mall (Online ordering system)

<https://mall.industry.siemens.com/mall/en/en/Catalog/product?mlfb=3WL1232-3CB35-5AM2>

Service&Support (Manuals, Certificates, Characteristics, FAQs,...)

<http://support.automation.siemens.com/WW/view/en/3WL1232-3CB35-5AM2/all>

Image database (product images, 2D dimension drawings, 3D models, device circuit diagrams, ...)

http://www.automation.siemens.com/bilddb/cax_en.aspx?mlfb=3WL1232-3CB35-5AM2

CAX-Online-Generator

<http://www.siemens.com/cax>

Tender specifications

<http://www.siemens.com/specifications>

last modified:

04/17/2017