



SIRIUS POSITION SWITCH; METAL HOUSING 31MM; TO EN50047, 1NO/1NC SNAP-ACTION CONTACTS W. M12 CONNEX., 5-POLE, FIXED W. 2 LEDS, YELLOW/GREEN, 24V DC, WITH PLUNGER PIN ASSIGNMENT: PIN1=21, PIN2=22, PIN3=13 AND LED GREEN, PIN4=14 AND LED YELLOW, PIN5=GROUND LED

<b>Product designation</b>	standard position switch
<b>Manufacturer's article number</b>	
<ul style="list-style-type: none"> <li>• of the supplied basic switch</li> <li>• of the supplied switching contacts</li> </ul>	<a href="#">3SE5214-1CC05-1AF3</a> <a href="#">3SE5000-0CA00</a>

General technical data	
<b>Product function</b>	
<ul style="list-style-type: none"> <li>• positive opening</li> </ul>	Yes
<b>Insulation voltage</b>	
<ul style="list-style-type: none"> <li>• rated value</li> </ul>	125 V
<b>Degree of pollution</b>	class 3
<b>Surge voltage resistance rated value</b>	0.8 kV
<b>Protection class IP</b>	IP66/IP67
<b>Vibration resistance</b>	
<ul style="list-style-type: none"> <li>• acc. to IEC 60068-2-6</li> </ul>	0.35 mm/5g
<b>Mechanical service life (switching cycles)</b>	
<ul style="list-style-type: none"> <li>• typical</li> </ul>	15 000 000
<b>Electrical endurance (switching cycles)</b>	
<ul style="list-style-type: none"> <li>• at AC-15 at 230 V typical</li> </ul>	100 000

Electrical operating cycles in one hour with contactor 3RH11, 3RT1016, 3RT1017, 3RT1024, 3RT1025, 3RT1026	6 000
Thermal current	4 A
Equipment marking	B
<ul style="list-style-type: none"> <li>• acc. to DIN EN 61346-2</li> <li>• acc. to DIN EN 81346-2</li> </ul>	B
Continuous current of the C characteristic MCB	1 A; for a short-circuit current smaller than 400 A
Continuous current of the quick DIAZED fuse link	4 A; for a short-circuit current smaller than 400 A
Continuous current of the DIAZED fuse link gG	4 A
Active principle	mechanical
Repeat accuracy	0.05 mm
Minimum actuating force in activation direction	20 N
Operating current at AC-15	
<ul style="list-style-type: none"> <li>• at 24 V rated value</li> <li>• at 125 V rated value</li> <li>• at 230 V rated value</li> </ul>	4 A 4 A 3 A
Operating current at DC-13	
<ul style="list-style-type: none"> <li>• at 24 V rated value</li> <li>• at 125 V rated value</li> <li>• at 230 V rated value</li> </ul>	4 A 0.55 A 0.27 A

<b>Enclosure</b>	
Design of the housing	block, narrow
Material of the enclosure	metal
Coating of the enclosure	cathodic immersion coating
Design of the housing acc. to standard	Yes

<b>Drive Head</b>	
Design of the operating mechanism	Rounded plunger, Teflon plunger
Standard-compliant actuator head	EN 50047, design B
Shape of the switch head	rounded
Design of the switching function	positive opening

<b>Connections/Terminals</b>	
Type of electrical connection	M12 plug, fixed

<b>Mechanical data</b>	
Cable entry type	1x (M20 x 1.5)
Design of plug-in connection	M12 plug, 5-pole: Pin 1 = terminal 21, Pin 2 = 22, Pin 3 = 13, Pin 4 = 14, Pin 5 = ground LED

<b>Ambient conditions</b>	
Ambient temperature	
<ul style="list-style-type: none"> <li>• during operation</li> <li>• during storage</li> </ul>	-25 ... +60 °C -40 ... +90 °C

## Supply voltage

<b>Type of voltage of the supply voltage</b>	
• of the optional LED indicator	DC
<b>Supply voltage</b>	
• of LED	24 V

## Installation/ mounting/ dimensions

<b>Mounting position</b>	any
<b>Mounting type</b>	screw fixing

## Certificates/approvals

General Product Approval	Functional Safety/Safety of Machinery	Declaration of Conformity
 CCC	 UL	 EG-Konf.
 CSA	 EAC	<a href="#">Baumusterprüfbescheinigung</a>

Test Certificates	other
<a href="#">spezielle Prüfbescheinigung</a> <a href="#">n</a>	<a href="#">Bestätigungen</a>

## Further information

### Information- and Downloadcenter (Catalogs, Brochures,...)

<http://www.siemens.com/industrial-controls/catalogs>

### Industry Mall (Online ordering system)

<https://mall.industry.siemens.com/mall/en/en/Catalog/product?mlfb=3SE5214-1CC05-1AF3>

### Cax online generator

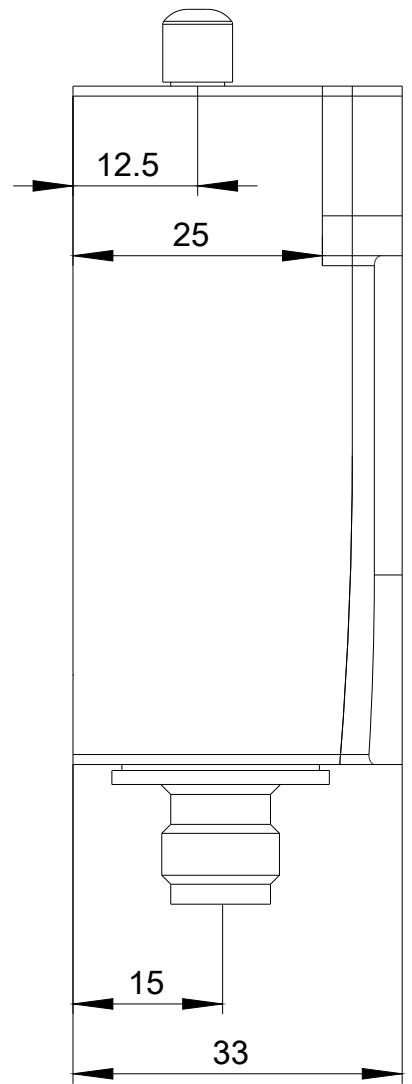
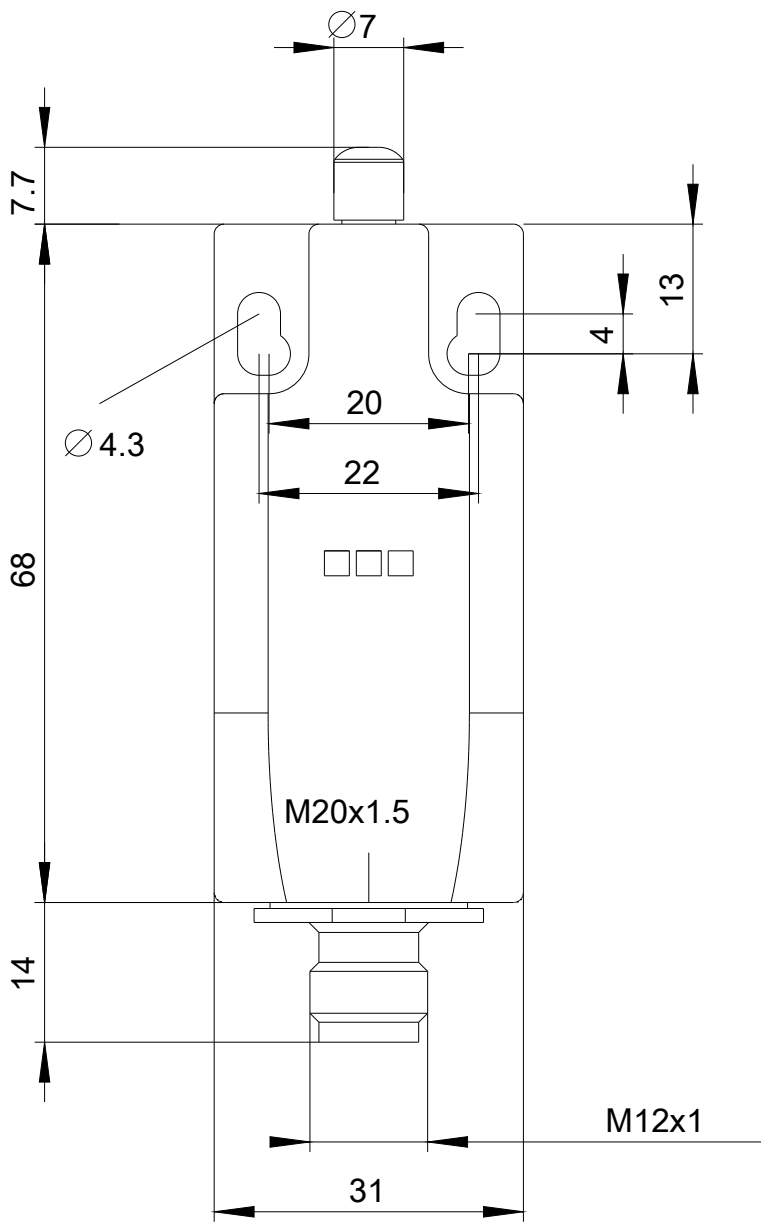
<http://support.automation.siemens.com/WW/CAXorder/default.aspx?lang=en&mlfb=3SE5214-1CC05-1AF3>

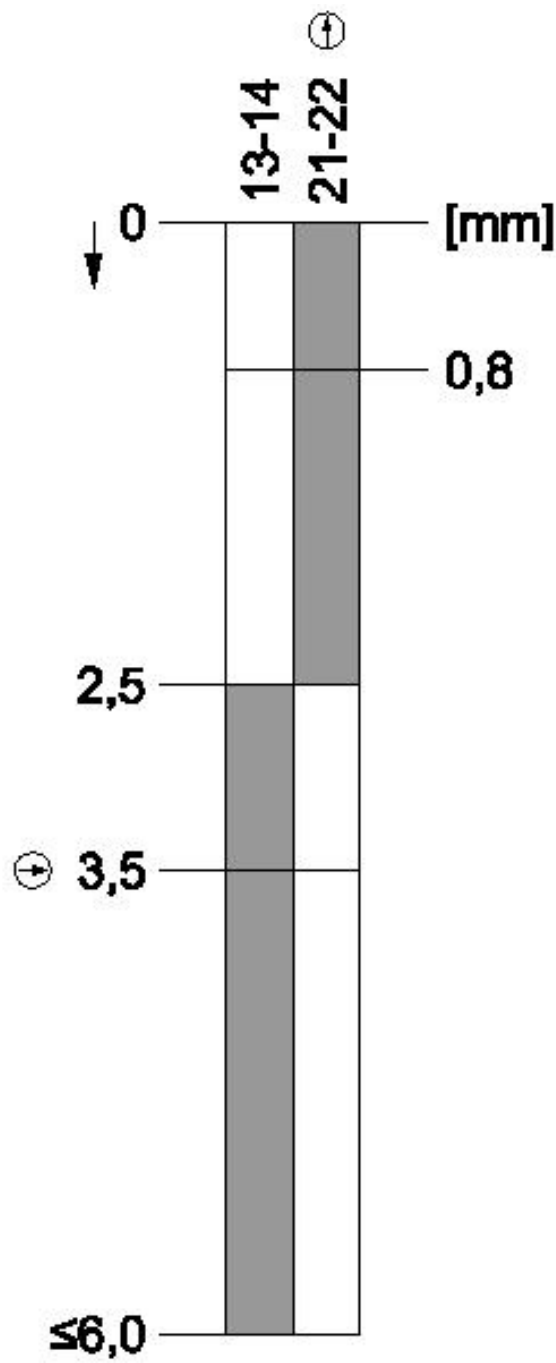
### Service&Support (Manuals, Certificates, Characteristics, FAQs,...)

<https://support.industry.siemens.com/cs/ww/en/ps/3SE5214-1CC05-1AF3>

### Image database (product images, 2D dimension drawings, 3D models, device circuit diagrams, EPLAN macros, ...)

[http://www.automation.siemens.com/bilddb/cax\\_de.aspx?mlfb=3SE5214-1CC05-1AF3&lang=en](http://www.automation.siemens.com/bilddb/cax_de.aspx?mlfb=3SE5214-1CC05-1AF3&lang=en)





last modified:

04/30/2017