


AUX. CONTACT BLOCK, 1NO+1NC, DIN EN50012, FRONT SIDE  
SCREW CONNECTION, SIZE S0...S3 FOR MOTOR  
CONTACTORS, 2-POLE



General technical data	
product brandname	SIRIUS
Suitability for use	Contactor relay and power contactor
Protection class IP on the front	IP20
Ambient temperature	
• during storage	-55 ... +80 °C
• during operation	-25 ... +60 °C
Mechanical service life (switching cycles) typical	10 000 000
Electrical endurance (switching cycles) at AC-15 at 230 V typical	200 000
Contact reliability	one incorrect switching operation of 100 million switching operations (17 V, 5 mA)
Contact reliability of auxiliary contacts	1 faulty switching per 100 million (17 V, 1 mA)
Insulation voltage with degree of pollution 3 rated value	690 V
Surge voltage resistance rated value	6 kV
Auxiliary circuit	
Number of NC contacts for auxiliary contacts	
• instantaneous contact	1

<b>Number of NO contacts for auxiliary contacts</b>	
• instantaneous contact	1
<b>Operating current of auxiliary contacts at AC-12</b>	
• at 24 V	10 A
• at 230 V	10 A
• maximum	10 A
<b>Operating current</b>	
• of auxiliary contacts	
— at AC-14	
— at 125 V	6 A
— at 250 V	6 A
— at AC-15	
— at 24 V	6 A
— at 230 V	6 A
— at 400 V	3 A
• at AC-15 at 690 V rated value	1 A
<b>Operating current</b>	
• of auxiliary contacts at DC-12	
— at 24 V	10 A
— at 110 V	3 A
— at 220 V	1 A
• with 2 current paths in series at DC-12	
— at 24 V rated value	10 A
— at 60 V rated value	10 A
— at 110 V rated value	4 A
— at 220 V rated value	2 A
— at 440 V rated value	1.3 A
— at 600 V rated value	0.65 A
• with 3 current paths in series at DC-12	
— at 24 V rated value	10 A
— at 60 V rated value	10 A
— at 110 V rated value	10 A
— at 220 V rated value	3.6 A
— at 440 V rated value	2.5 A
— at 600 V rated value	1.8 A
<b>Operating current</b>	
• of auxiliary contacts at DC-13	
— at 24 V	6 A
— at 60 V	2 A
— at 110 V	1 A
— at 220 V	0.3 A

- with 2 current paths in series at DC-13
  - at 24 V rated value 10 A
  - at 60 V rated value 3.5 A
  - at 110 V rated value 1.3 A
  - at 220 V rated value 0.9 A
  - at 440 V rated value 0.2 A
  - at 600 V rated value 0.1 A
- with 3 current paths in series at DC-13
  - at 24 V rated value 10 A
  - at 60 V rated value 4.7 A
  - at 110 V rated value 3 A
  - at 220 V rated value 1.2 A
  - at 440 V rated value 0.5 A
  - at 600 V rated value 0.26 A

#### Installation/ mounting/ dimensions

<b>Mounting type</b>	snap-on mounting
<b>Width</b>	44 mm
<b>Height</b>	38 mm
<b>Depth</b>	51 mm

#### Connections/Terminals

<b>Type of electrical connection for auxiliary and control current circuit</b>	screw-type terminals
<b>Type of connectable conductor cross-sections</b>	
<ul style="list-style-type: none"> <li>• for auxiliary contacts           <ul style="list-style-type: none"> <li>— finely stranded</li> <li>— with core end processing</li> </ul> </li> <li>• at AWG conductors for auxiliary contacts</li> </ul>	2x (0.5 ... 1.5 mm <sup>2</sup> ), 2x (0.75 ... 2.5 mm <sup>2</sup> ) 2x (20 ... 16), 2x (18 ... 14)

#### Safety related data

<b>Product function Mirror contact acc. to IEC 60947-4-1</b>	Yes
<ul style="list-style-type: none"> <li>• Note</li> </ul>	with 3RT1
<b>Product function positively driven operation acc. to IEC 60947-5-1</b>	No

#### Certificates/approvals

General Product Approval	Functional Safety/Safety of Machinery	Declaration of Conformity
--------------------------	---------------------------------------	---------------------------



[Type Examination](#)



Test Certificates	Shipping Approval	other
-------------------	-------------------	-------

[Special Test Certificate](#)

[Type Test Certificates/Test Report](#)



[Environmental Confirmations](#)

[Confirmation](#)

### Further information

**Information- and Downloadcenter (Catalogs, Brochures,...)**

<http://www.siemens.com/industrial-controls/catalogs>

**Industry Mall (Online ordering system)**

<https://mall.industry.siemens.com/mall/en/en/Catalog/product?mlfb=3RH1921-1HA11>

**Cax online generator**

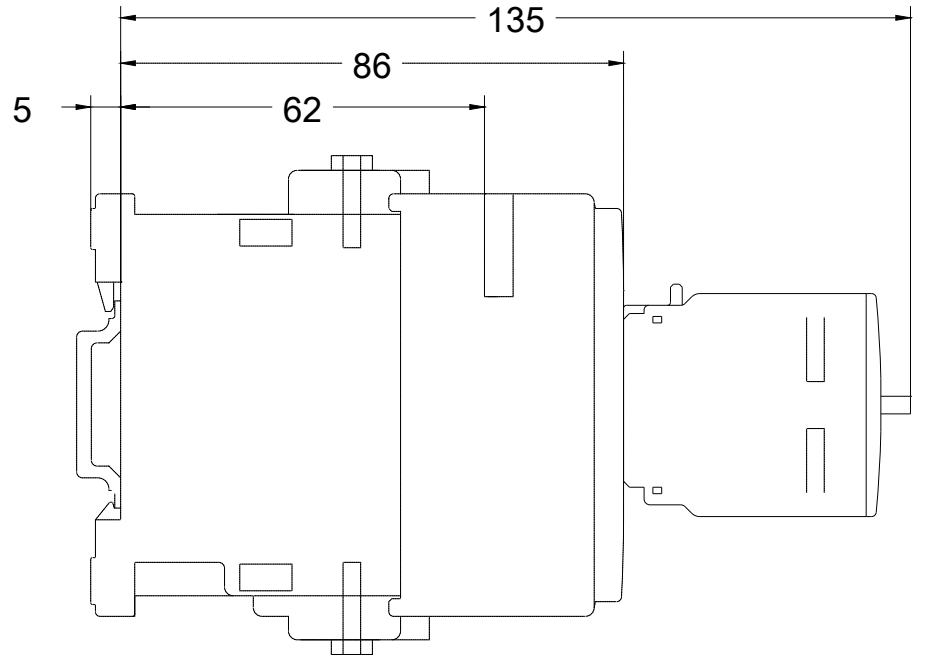
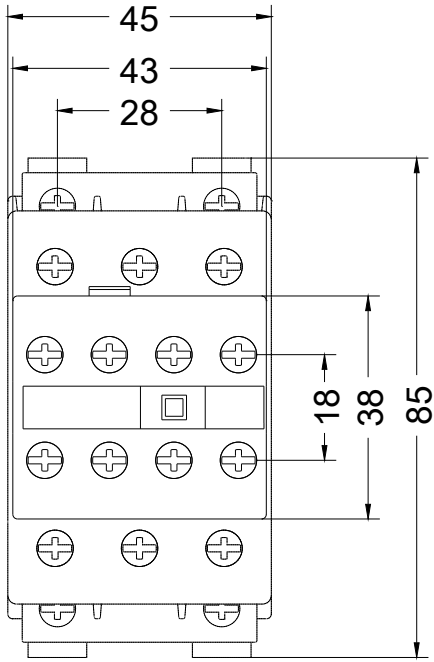
<http://support.automation.siemens.com/WW/CAXorder/default.aspx?lang=en&mlfb=3RH1921-1HA11>

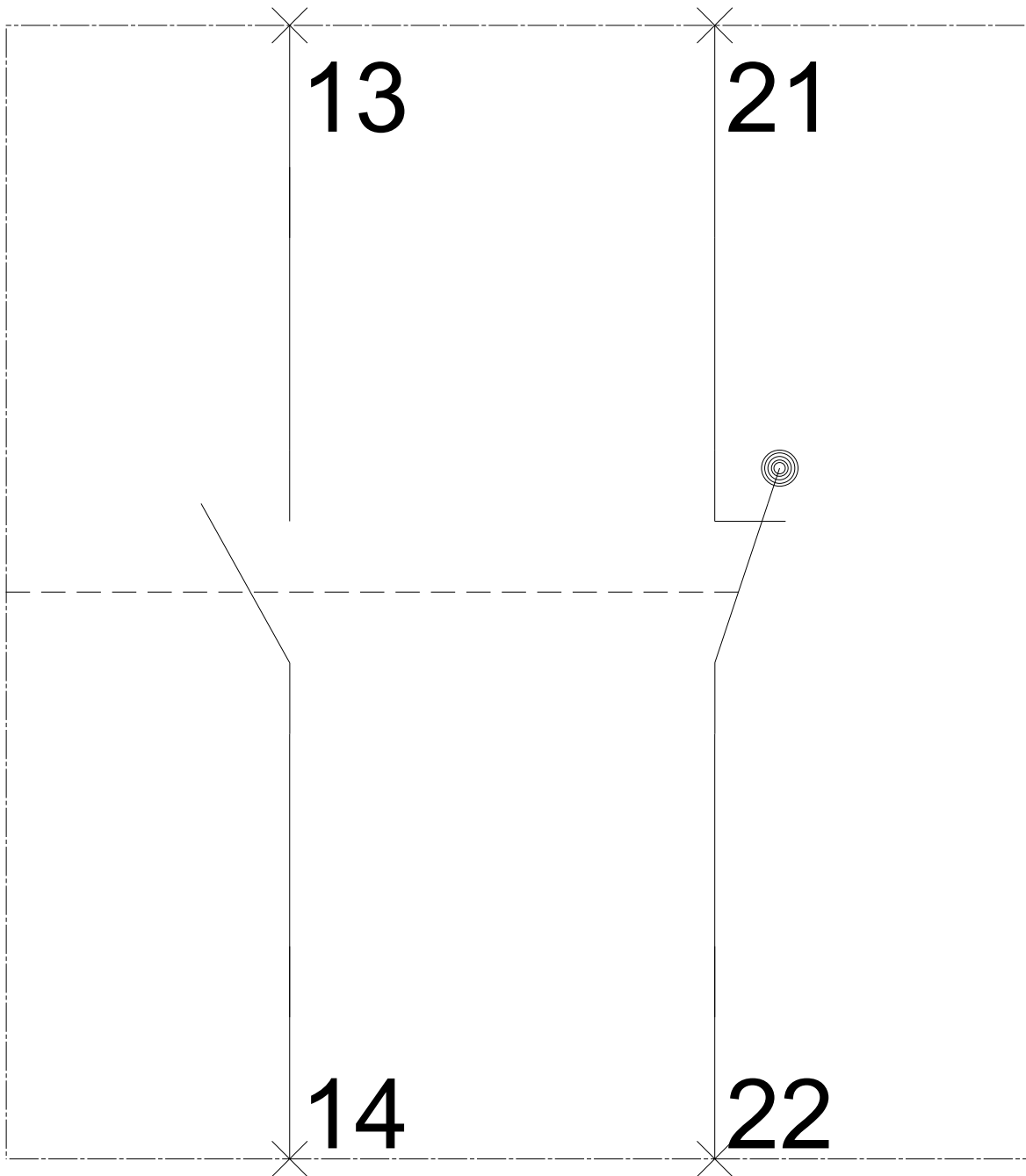
**Service&Support (Manuals, Certificates, Characteristics, FAQs,...)**

<https://support.industry.siemens.com/cs/ww/en/ps/3RH1921-1HA11>

**Image database (product images, 2D dimension drawings, 3D models, device circuit diagrams, EPLAN macros, ...)**

[http://www.automation.siemens.com/bilddb/cax\\_de.aspx?mlfb=3RH1921-1HA11&lang=en](http://www.automation.siemens.com/bilddb/cax_de.aspx?mlfb=3RH1921-1HA11&lang=en)





last modified:

08/01/2017