


FIXED-MOUNTED CIRCUIT BREAKER 3-POLE, SIZE III, IEC IN=4000A TO 690V, AC50/60HZ ICU=100KA AT 500V FRNT.CONN. TOP/BOT. DUAL-HOLE



Model		
Product brand name		SETRON
Product designation		ACB
Design of the auxiliary switch		4 NO + 4 NC
Design of the operating mechanism		Pushbutton
Type of the driving mechanism		Manual/motorized operating mechanism with mechanical and electrical closing
Type of the driving mechanism / motor drive		Yes
Design of the overcurrent release		ETU25B

General technical data		
Number of poles		3
Size of the circuit-breaker		3
Electrical endurance (switching cycles) / typical		10 000
Usage category		B
circuit-breaker / Design		3WL1340
Mechanical service life (switching cycles) / typical		10 000

Voltage		
Rated insulation voltage U_i	V	1 000

Protection class		
Protection class IP		IP20
Protective function of the overcurrent release		LSI

Dissipation		
Power loss [W]		
<ul style="list-style-type: none"> for rated value of the current / at AC / in hot operating state / per pole 	W	173.3
<ul style="list-style-type: none"> maximum 	W	520

Electricity		
Operating current / at 45 °C / rated value	A	4 000
Continuous current / rated value	A	4 000
Adjustable pick-up value current		
<ul style="list-style-type: none"> of instantaneous short-circuit trip unit / initial value 	A	50 000
<ul style="list-style-type: none"> of instantaneous short-circuit trip unit / Full-scale value 	A	50 000
Short-time current resistance (I_{cw})		
<ul style="list-style-type: none"> limited to 0.5 s / rated value 	kA	100
<ul style="list-style-type: none"> limited to 2 s / rated value 	kA	80
<ul style="list-style-type: none"> limited to 3 s / rated value 	kA	65

Main circuit		
Operating frequency		
<ul style="list-style-type: none"> 1 / rated value 	Hz	50

• 2 / rated value	Hz	60
Operating voltage		
• at AC / at 50/60 Hz / rated value	V	690
Operating current		
• at 40 °C / rated value	A	4 000
• at 50 °C / rated value	A	4 000
• at 55 °C / rated value	A	4 000
• at 60 °C / rated value	A	4 000
• at 65 °C / rated value	A	4 000
• at 70 °C / rated value	A	4 000

Auxiliary circuit		
Number of NC contacts / for auxiliary contacts		4
Number of NO contacts / for auxiliary contacts		4

Suitability		
Suitability for use		Plant / motor protection

Product details		
Product component		
• Trip indicator		Yes
• Voltage trigger		Yes
• undervoltage release		Yes
Product extension / optional / motor drive		No

Product function		
Product function		
• Ground fault protection		No

Display and operation		
Display version		without display

Short circuit		
Operational short-circuit current breaking capacity (Ics)		
• at 415 V / rated value	kA	100
• at 500 V / rated value	kA	100
• at 690 V / rated value	kA	85
Maximum short-circuit current breaking capacity (Icu)		
• at 415 V / rated value	kA	100
• at 500 V / rated value	kA	100
• at 690 V / rated value	kA	85
• at 1000/1150 V / rated value	kA	50
Short-time current resistance (Icw) / limited to 1 s / rated value	kA	100

Connections		
--------------------	--	--

Arrangement of electrical connectors / for main current circuit		Main connection top front/bottom double hole
Type of electrical connection / for main current circuit		busbar connection

Mechanical Design





Height	mm	507
Width	mm	704
Depth	mm	379
Mounting type		fixed mounting

Environmental conditions

Ambient temperature		
• during operation / minimum	°C	-20
• during operation / maximum	°C	70
• during storage / minimum	°C	-40
• during storage / maximum	°C	70

Certificates

Equipment marking		
• acc. to DIN EN 61346-2		Q
• acc. to DIN EN 81346-2		Q

General Product Approval	Declaration of Conformity	Test Certificates		Shipping Approval
 CCC	 VDE	 EG-Konf.	Miscellaneous	Special Test Certificate
				 ABS

Shipping Approval

 BUREAU VERITAS	 DNV	 GL	 LRS	 PRS	 RMRS
---	--	---	--	--	---

other

Environmental Confirmations	Miscellaneous
---	-------------------------------

Further information

Industry Mall (Online ordering system)
<https://mall.industry.siemens.com/mall/en/en/Catalog/product?mlfb=3WL1340-4CB34-4GN4>

Service&Support (Manuals, Certificates, Characteristics, FAQs,...)
<https://support.industry.siemens.com/cs/ww/en/ps/3WL1340-4CB34-4GN4>

Image database (product images, 2D dimension drawings, 3D models, device circuit diagrams, ...)

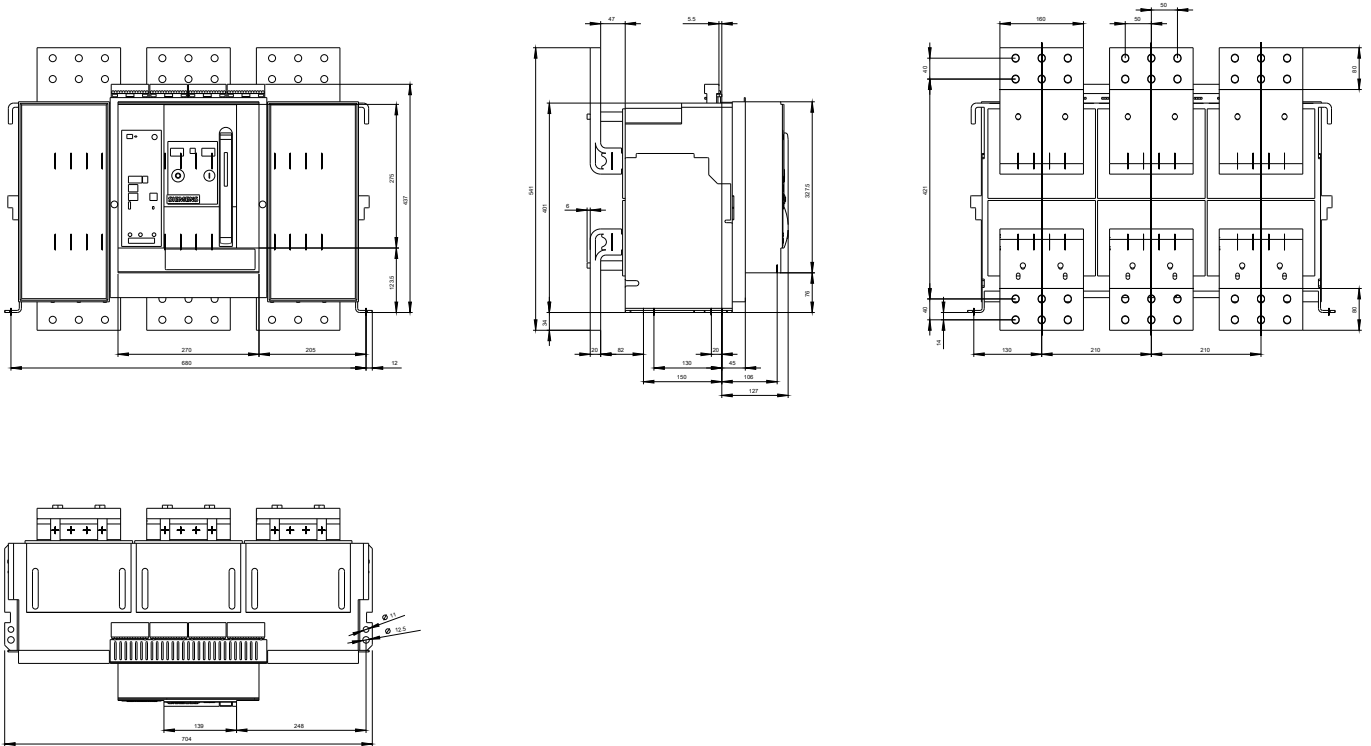
http://www.automation.siemens.com/bilddb/cax_en.aspx?mlfb=3WL1340-4CB34-4GN4

CAx-Online-Generator

<http://www.siemens.com/cax>

Tender specifications

<http://www.siemens.com/specifications>



last modified:

11/10/2017