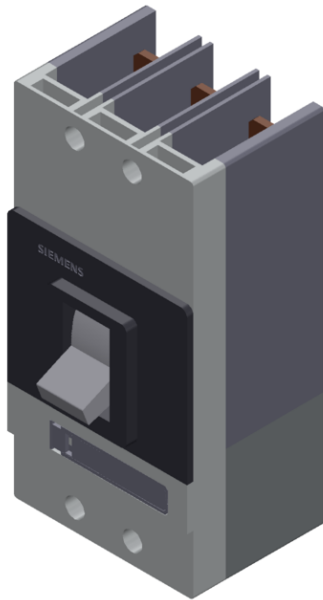


Circuit breaker VL400N Standard switching capacity $I_{cu}=55$ kA, 415V
AC 3-pole, starter combination Overcurrent release magnetic $I_n=315$
A, Rated current $I_l=2000...4000$ A, Short-circuit protection



Model	
Type of the driving mechanism / motor drive	No
Design of the overcurrent release	M

General technical data	
Number of poles	3
Size of the circuit-breaker	3VL4
Electrical endurance (switching cycles) / typical	10 000
Usage category	A
Performance class for circuit breaker	N
Mechanical service life (switching cycles) / typical	20 000
Reference code / acc. to DIN 40719 extended according to IEC 204-2 / acc. to IEC 750	Q
Operating frequency / maximum	120 1/s

Voltage	
Rated operational voltage U _e / max.	690 V
Insulation voltage	
• rated value	800 V
• at AC / rated value	800 V
Surge voltage resistance / rated value	8 kV

Protection class	
Protection class IP	IP20
Protective function of the overcurrent release	I

Electricity	
Operating current / at 45 °C / rated value	315 A
Continuous current / rated value	315 A
Derating temperature / for the rated value of the continuous current	50 °C
Adjustable pick-up value current	
• of instantaneous short-circuit trip unit / initial value	2 205 A
• of instantaneous short-circuit trip unit / Full-scale value	4 725 A

Main circuit	
Operating frequency	
• 1 / rated value	50 Hz
• 2 / rated value	60 Hz
Operating power / at AC-3	
• at 230 V / rated value	57.9 kW
• at 400 V / rated value	174.6 kW
Operating voltage	
• rated value / maximum	690 V

<ul style="list-style-type: none"> • for main current circuit / at AC / at 50 Hz / maximum 	690 V
<ul style="list-style-type: none"> • for main current circuit / at AC / at 60 Hz / maximum 	690 V
<ul style="list-style-type: none"> • for main current circuit / at DC / maximum 	500 V
Operating current	
<ul style="list-style-type: none"> • at 40 °C / rated value 	315 A
<ul style="list-style-type: none"> • at 50 °C / rated value 	315 A
<ul style="list-style-type: none"> • at 55 °C / rated value 	293 A
<ul style="list-style-type: none"> • at 60 °C / rated value 	293 A
<ul style="list-style-type: none"> • at 65 °C / rated value 	270.9 A
<ul style="list-style-type: none"> • at 70 °C / rated value 	270.9 A

Auxiliary circuit

Number of CO contacts / for auxiliary contacts	0
Number of NC contacts / for auxiliary contacts	0
Number of NO contacts / for auxiliary contacts	0

Suitability

Suitability for use	Starter protection
---------------------	--------------------

Product details

Product component	
<ul style="list-style-type: none"> • Trip indicator 	No
<ul style="list-style-type: none"> • Auxiliary switch 	No
<ul style="list-style-type: none"> • Voltage trigger 	No
<ul style="list-style-type: none"> • undervoltage release 	No
<ul style="list-style-type: none"> • undervoltage release with leading contact 	No
Product extension / optional / motor drive	Yes

Product function

Product function	
<ul style="list-style-type: none"> • of thermal overload trip unit 	without
<ul style="list-style-type: none"> • Ground fault protection 	No
<ul style="list-style-type: none"> • for neutral conductors / Short-circuit and overload proof 	No
<ul style="list-style-type: none"> • Overload protection 	No

Short circuit

Operational short-circuit current breaking capacity (Ics)	
<ul style="list-style-type: none"> • at 240 V / rated value 	65 kA
<ul style="list-style-type: none"> • at 415 V / rated value 	55 kA
<ul style="list-style-type: none"> • at 500 V / rated value 	20 kA
<ul style="list-style-type: none"> • at 690 V / rated value 	8 kA
Maximum short-circuit current breaking capacity (Icu)	

• at 240 V / rated value	65 kA
• at 415 V / rated value	55 kA
• at 440 V / rated value	35 kA
• at 480 V / acc. to NEMA / rated value	35 kA
• at 500 V / rated value	25 kA
• at 600 V / acc. to NEMA / rated value	20 kA
• at 690 V / rated value	15 kA

Connections

Arrangement of electrical connectors / for main current circuit	front side
Type of connectable conductor cross-sections	
• for main contacts / with flexible busbar	25 x 10
• for main contacts / solid	50 ... 300 mm ²
• for main contacts / finely stranded / with core end processing	50 ... 240 mm ²
• for main contacts / stranded	50 ... 300 mm ²
• for auxiliary contacts / solid	0.75 ... 1.5 mm ²
• for auxiliary contacts / finely stranded / with core end processing	0,75 ... 1.0 mm ²
Type of electrical connection / for main current circuit	screw-type terminals

Mechanical Design




Height	279.5 mm
Width	139 mm
Depth	163.5 mm
Mounting type	fixed mounting

Environmental conditions

Ambient temperature	
• during operation / minimum	0 °C
• during operation / maximum	70 °C
• during storage / minimum	-40 °C
• during storage / maximum	80 °C

Certificates

Certificate of suitability	IEC, standard switching capacity (N)
Reference code	
• acc. to DIN EN 61346-2	Q

General Product Approval		EMC	Declaration of Conformity	Test Certificates
 CCC	Miscellaneous	KC	 C-Tick	 EG-Konf.
				Special Test Certificate

Shipping Approval					
 ABS	 BUREAU VERITAS	 LRS	 PRS	 RINA	 RMRS

other		
Miscellaneous	Environmental Confirmations	Confirmation

Further information

Information- and Downloadcenter (Catalogs, Brochures,...)

<http://www.siemens.com/lowvoltage/catalogs>

Industry Mall (Online ordering system)

<https://mall.industry.siemens.com/mall/en/en/Catalog/product?mlfb=3VL4731-1DK36-0AA0>

Service&Support (Manuals, Certificates, Characteristics, FAQs,...)

<https://support.industry.siemens.com/cs/ww/en/ps/3VL4731-1DK36-0AA0>

Image database (product images, 2D dimension drawings, 3D models, device circuit diagrams, ...)

http://www.automation.siemens.com/bilddb/cax_en.aspx?mlfb=3VL4731-1DK36-0AA0

CAX-Online-Generator

<http://www.siemens.com/cax>

Tender specifications

<http://www.siemens.com/specifications>