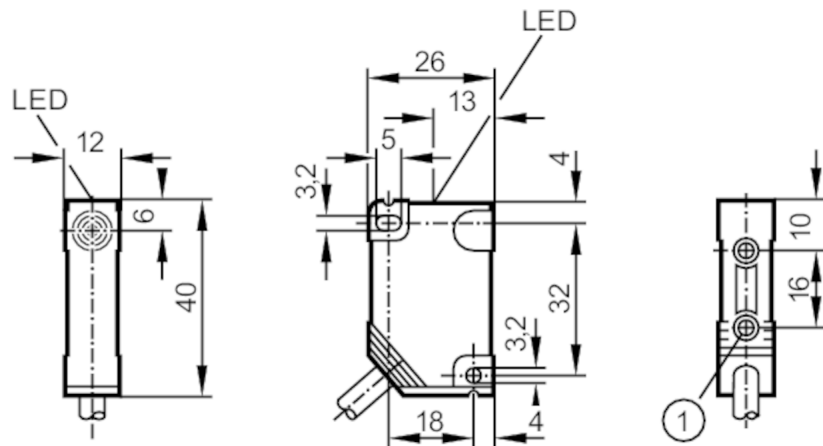


# IN5207



## Inductive sensor

IN-2002-FRKG/PH



- 1 threaded bush M3 Depth 5.8 mm  
Tightening torque maximum 1.2 Nm screw fixing class 8.8  
when brass insert in contact with counterpart



### Electrical data

Operating voltage [V]	10...55 DC
Protection class	II
Reverse polarity protection	yes

### Outputs

Electrical design	PNP/NPN
Output function	normally open / normally closed; (selectable)
Max. voltage drop switching output DC [V]	4.6
Minimum load current [mA]	4
Max. leakage current [mA]	0.5
Permanent current rating of switching output DC [mA]	400
Switching frequency DC [Hz]	1300
Short-circuit protection	yes
Type of short-circuit protection	pulsed
Overload protection	yes

### Detection zone

Sensing range [mm]	2
Real sensing range $S_r$ [mm]	$2 \pm 10\%$
Operating distance [mm]	0...1.6

### Accuracy / deviations

Correction factor	steel: 1 / stainless steel: 0.7 / brass: 0.4 / aluminium: 0.4 / copper: 0.3
Hysteresis [% of $S_r$ ]	1...15
Switch point drift [% of $S_r$ ]	-10...10

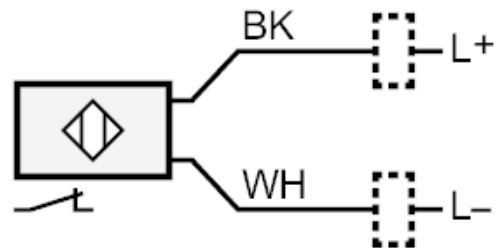
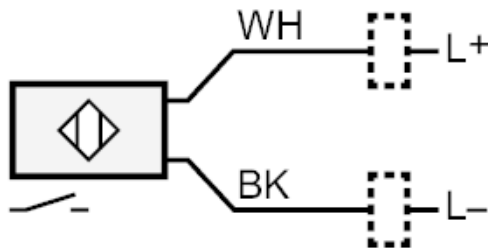
# IN5207



## Inductive sensor

IN-2002-FRKG/PH

Operating conditions		
Ambient temperature	[°C]	-25...80
Protection		IP 67
Tests / approvals		
EMC	EN 60947-5-2	
	EN 55011	class B
MTTF	[years]	1773
Mechanical data		
Weight	[g]	100.8
Housing		rectangular
Mounting		flush mountable
Dimensions	[mm]	40 x 12 x 26
Materials		PBT
Displays / operating elements		
Display	switching status	1 x LED, yellow
Remarks		
Pack quantity		1 pcs.
Electrical connection		
Cable: 2 m, PUR / PVC; 2 x 0.5 mm <sup>2</sup>		
Connection		



Core colours :

BN =	brown
BU =	blue
BK =	black
WH =	white