

Contact module with 2 contact elements, 2 NO, spring-type terminal, for front plate mounting



Figure similar

Product brand name	SIRIUS ACT
Product designation	Contact module
Product type designation	3SU1

General technical data	
Product function	
• positive opening	No
Insulation voltage	
• rated value	500 V
Degree of pollution	3
Type of voltage	
• of the operating voltage	AC/DC
• of the input voltage	AC/DC
Surge voltage resistance rated value	6 kV
Protection class IP	
• of the enclosure	IP40
• of the terminal	IP20
Shock resistance	

<ul style="list-style-type: none"> • acc. to IEC 60068-2-27 • for railway applications acc. to DIN EN 61373 	Sinusoidal half-wave 50 g / 11 ms Category 1, Class B
Vibration resistance <ul style="list-style-type: none"> • acc. to IEC 60068-2-6 • for railway applications acc. to DIN EN 61373 	10 ... 500 Hz: 5g Category 1, Class B
Operating frequency maximum	3 600 1/h
Mechanical service life (switching cycles)	
<ul style="list-style-type: none"> • typical 	10 000 000
Electrical endurance (switching cycles)	
<ul style="list-style-type: none"> • typical 	10 000 000
Thermal current	10 A
Continuous current of the C characteristic MCB	10 A
Operating voltage	
<ul style="list-style-type: none"> • at AC <ul style="list-style-type: none"> — at 50 Hz rated value — at 60 Hz rated value • at DC <ul style="list-style-type: none"> — rated value 	5 ... 500 V 5 ... 500 V 5 ... 500 V

Power Electronics

Contact reliability	One maloperation per 100 million (17 V, 5 mA), one maloperation per 10 million (5 V, 1 mA)
----------------------------	--

Auxiliary circuit

Design of the contact of auxiliary contacts	Silver alloy
Number of NC contacts	
<ul style="list-style-type: none"> • for auxiliary contacts — lagging switching 	0 0
Number of NO contacts	
<ul style="list-style-type: none"> • for auxiliary contacts — leading contact 	2 0
Number of CO contacts	
<ul style="list-style-type: none"> • for auxiliary contacts 	0
Operating current at AC-12	
<ul style="list-style-type: none"> • at 24 V rated value • at 48 V rated value • at 110 V rated value • at 230 V rated value • at 400 V rated value 	10 A 10 A 10 A 8 A 8 A
Operating current at AC-15	
<ul style="list-style-type: none"> • at 24 V rated value • at 48 V rated value • at 110 V rated value 	6 A 6 A 6 A

<ul style="list-style-type: none"> • at 230 V rated value • at 400 V rated value • at 500 V rated value 	6 A 3 A 1.4 A
Operating current at DC-12	
<ul style="list-style-type: none"> • at 24 V rated value • at 48 V rated value • at 110 V rated value • at 230 V rated value • at 400 V rated value • at 500 V rated value 	10 A 5 A 2.5 A 1 A 0.3 A 0.3 A
Operating current at DC-13	
<ul style="list-style-type: none"> • at 24 V rated value • at 48 V rated value • at 110 V rated value • at 230 V rated value • at 400 V rated value • at 500 V rated value 	3 A 1.5 A 0.7 A 0.3 A 0.1 A 0.1 A

Connections/Terminals

Type of electrical connection	spring-loaded terminals
Type of connectable conductor cross-sections	
<ul style="list-style-type: none"> • solid without core end processing • finely stranded with core end processing • finely stranded without core end processing • at AWG conductors 	2x (0.25 ... 1.5 mm ²) 2x (0.25 ... 0.75 mm ²) 2x (0.25 ... 1.5 mm ²) 2x (24 ... 16)

Ambient conditions

Ambient temperature	
<ul style="list-style-type: none"> • during operation • during storage 	-25 ... +70 °C -40 ... +80 °C
Environmental category during operation acc. to IEC 60721	3M6, 3S2, 3B2, 3C3 (without salt spray), 3K6 (with relative humidity of 10 ... 95%, no condensation in operation permitted)

Installation/ mounting/ dimensions

Mounting type	
<ul style="list-style-type: none"> • of modules and accessories 	Front plate mounting
Height	36 mm
Width	9.8 mm
Depth	49.7 mm

Certificates/approvals

**Test Certificates****other**

[Declaration of the
Compliance with the
order](#)

[Special Test Certi-
ficate](#)

[Confirmation](#)

Further information**Information- and Downloadcenter (Catalogs, Brochures,...)**

<http://www.siemens.com/industrial-controls/catalogs>

Industry Mall (Online ordering system)

<https://mall.industry.siemens.com/mall/en/en/Catalog/product?mlfb=3SU1400-1AA10-3DA0>

Cax online generator

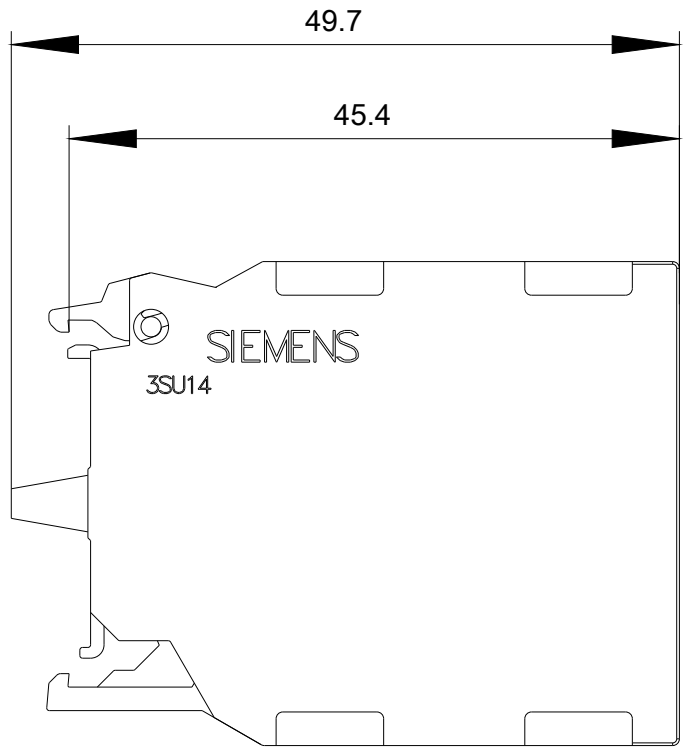
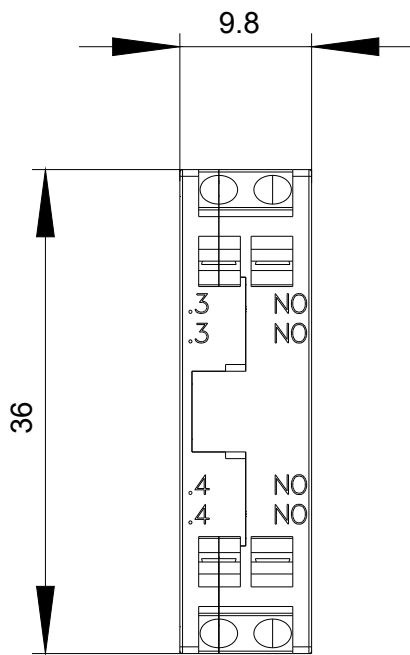
<http://support.automation.siemens.com/WW/CAXorder/default.aspx?lang=en&mlfb=3SU1400-1AA10-3DA0>

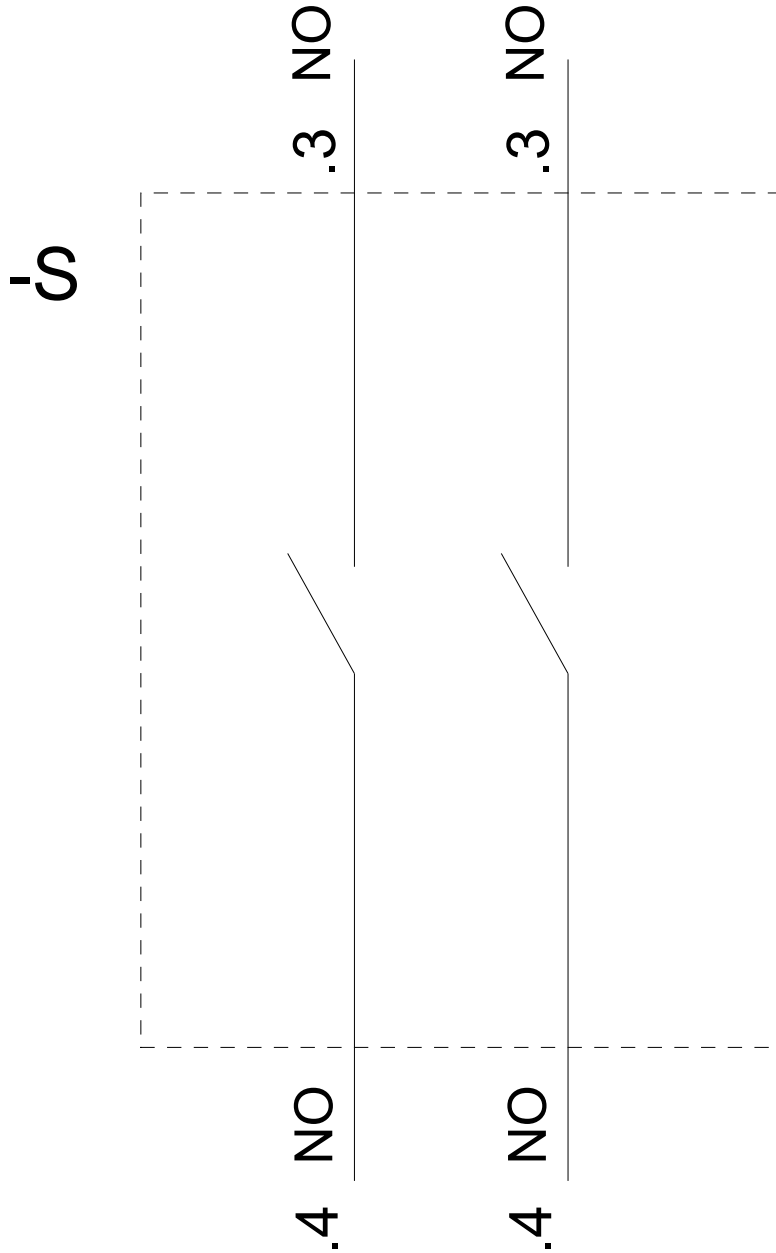
Service&Support (Manuals, Certificates, Characteristics, FAQs,...)

<https://support.industry.siemens.com/cs/ww/en/ps/3SU1400-1AA10-3DA0>

Image database (product images, 2D dimension drawings, 3D models, device circuit diagrams, EPLAN macros, ...)

http://www.automation.siemens.com/bilddb/cax_de.aspx?mlfb=3SU1400-1AA10-3DA0&lang=en





last modified:

09/24/2018