

fixed-mounted circuit breaker 3-pole, size I, IEC In=2000A to 690V,  
AC50/60Hz Icu=55kA at 500V frnt.conn. top/bot. dual-hole  
Overcurrent release ETU 25 LSI protection adjustable 0.4-1 in With  
manual operating mechanism with storage with mechanical request  
without 1st auxiliary release without 2nd auxiliary release 2NO+2NC



Model	
Product brand name	SENTRON
Product designation	ACB
Design of the product	IEC 60947-2
Design of the auxiliary switch	2 NO + 2 NC
Design of the operating mechanism	Pushbutton
Type of the driving mechanism	Manual operating mechanism with mechanical closing

Type of the driving mechanism / motor drive	No
Design of the overcurrent release	ETU25B
<b>General technical data</b>	
Number of poles	3
Size of the circuit-breaker	1
Usage category	B
circuit-breaker / Design	3WL1
<b>Voltage</b>	
Rated insulation voltage Ui	1 000 V
<b>Protection class</b>	
Protection class IP	IP20
Protection class IP / on the front	IP20
Protective function of the overcurrent release	LSI
<b>Dissipation</b>	
Power loss [W] / for rated value of the current / at AC / in hot operating state / per pole	80 W
<b>Electricity</b>	
Operating current / at 45 °C / rated value	2 000 A
Continuous current / rated value	2 000 A
Adjustable pick-up value current	
• of the current-dependent overload release / Full-scale value	2 000 A
• of instantaneous short-circuit trip unit / initial value	40 000 A
• of instantaneous short-circuit trip unit / Full-scale value	40 000 A
<b>Main circuit</b>	
Operating frequency	
• 1 / rated value	50 Hz
• 2 / rated value	60 Hz
Operating voltage	
• at AC / at 50/60 Hz / rated value	690 V
Operating current	
• at 40 °C / rated value	2 000 A
• at 50 °C / rated value	2 000 A
• at 55 °C / rated value	2 000 A
• at 60 °C / rated value	1 930 A
• at 65 °C / rated value	1 930 A
• at 70 °C / rated value	1 780 A
<b>Auxiliary circuit</b>	

Number of NC contacts / for auxiliary contacts	2
Number of NO contacts / for auxiliary contacts	2
<b>Suitability</b>	
Suitability for use	Plant / motor protection
<b>Adjustable parameters</b>	
Adjustable pick-up value current / of the current-dependent overload release / initial value	800 A
<b>Product details</b>	
Product component	
• Trip indicator	Yes
• Voltage trigger	No
• undervoltage release	No
Product extension / optional / motor drive	Yes
<b>Product function</b>	
Product function	
• Ground fault protection	No
• Phase failure detection	Yes
<b>Display and operation</b>	
Display version	without display
<b>Short circuit</b>	
Operational short-circuit current breaking capacity (Ics)	
• at 415 V / rated value	55 kA
• at 500 V / rated value	55 kA
• at 690 V / rated value	42 kA
Maximum short-circuit current breaking capacity (Icu)	
• at 415 V / rated value	55 kA
• at 500 V / rated value	55 kA
• at 690 V / rated value	42 kA
<b>Connections</b>	
Arrangement of electrical connectors / for main current circuit	Main connection top front/bottom double hole
Type of electrical connection / for main current circuit	busbar connection
<b>Mechanical Design</b>	
Height	541 mm
Width	320 mm
Depth	374 mm
(mounting type)	fixed mounting
<b>Environmental conditions</b>	

Ambient temperature	
• during operation / minimum	-20 °C
• during operation / maximum	70 °C
• during storage / minimum	-40 °C
• during storage / maximum	70 °C

### Certificates

Reference code	
• acc. to DIN EN 61346-2	Q
• acc. to DIN EN 81346-2	Q

General Product Approval	Declaration of Conformity	Test Certificates	Shipping Approval
--------------------------	---------------------------	-------------------	-------------------



[Miscellaneous](#)



Shipping Approval	other
-------------------	-------



[Environmental Confirmations](#)

[Manufacturer Declaration](#)

[Miscellaneous](#)

### Further information

**Industry Mall (Online ordering system)**

<https://mall.industry.siemens.com/mall/en/en/Catalog/product?mlfb=3WL1120-2CB34-1AA2>

**Service&Support (Manuals, Certificates, Characteristics, FAQs,...)**

<https://support.industry.siemens.com/cs/ww/en/ps/3WL1120-2CB34-1AA2>

**Image database (product images, 2D dimension drawings, 3D models, device circuit diagrams, ...)**

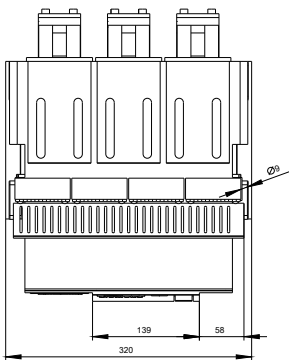
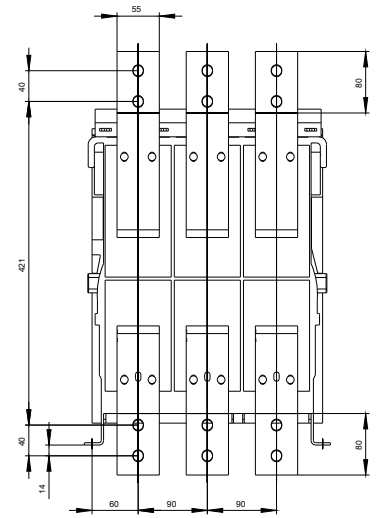
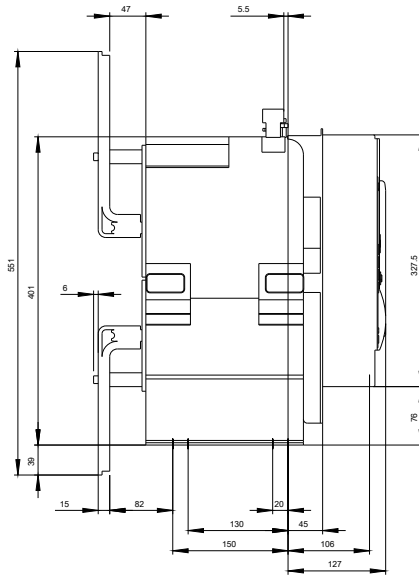
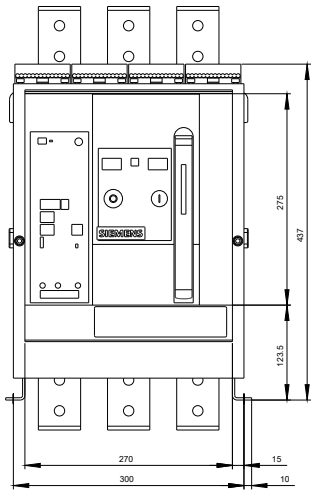
[http://www.automation.siemens.com/bilddb/cax\\_en.aspx?mlfb=3WL1120-2CB34-1AA2](http://www.automation.siemens.com/bilddb/cax_en.aspx?mlfb=3WL1120-2CB34-1AA2)

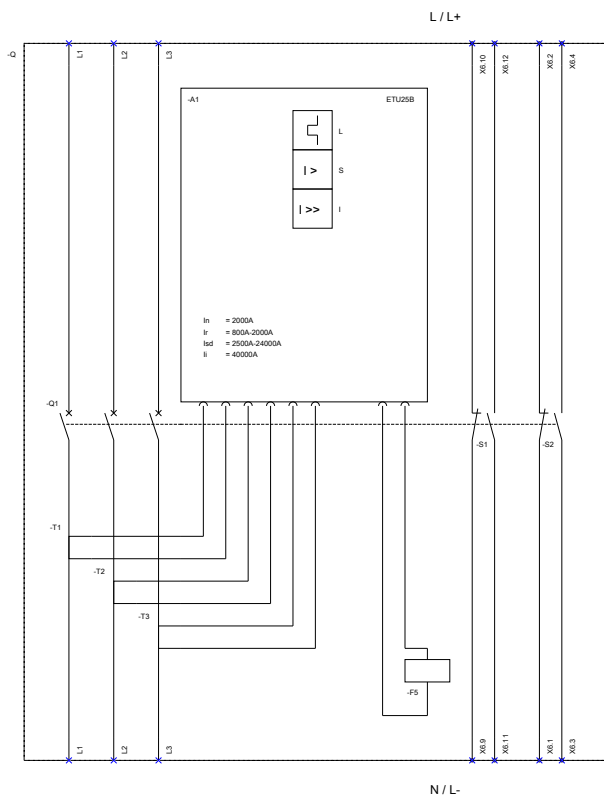
**CAX-Online-Generator**

<http://www.siemens.com/cax>

**Tender specifications**

<http://www.siemens.com/specifications>





L (Long Time Delay / Überlastschutz); S (Short Time Delay / Kurzschlusschutz, kurzzeitverzögert);  
 I (Instantaneous / Kurzschlusschutz, unverzögert); F5 (Maglatch for trip unit / Auslösemagnet);  
 S1 - S8 (Auxiliary switch / Hilfsschalter);

**last modified:**

04/30/2019