


circuit breaker VL250N standard breaking capacity $I_{cu}=55\text{kA}$, 415V AC 4-pole, line protection trip unit, TM, $I_n=200\text{A}$, rated current $I_R=160\text{...}200\text{A}$, overload prot. $I_t=1000\text{...}2000\text{A}$, short-circuit protection N protected (100%) with box terminal without auxiliary release without auxiliary/alarm switch



Model

Type of the driving mechanism / motor drive	No
Design of the overcurrent release	TM

General technical data

Number of poles	4
Size of the circuit-breaker	3VL3
Electrical endurance (switching cycles) / typical	10 000

Usage category	A
Performance class for circuit breaker	N
Mechanical service life (switching cycles) / typical	20 000
Reference code / acc. to DIN 40719 extended according to IEC 204-2 / acc. to IEC 750	Q
Operating frequency / maximum	120 1/s

Voltage

Rated operational voltage U_e / max.	690 V
Insulation voltage	
• rated value	800 V
• at AC / rated value	800 V
Surge voltage resistance / rated value	8 kV
Operating voltage	
• rated value / maximum	690 V
• for main current circuit / at AC / at 50 Hz / maximum	690 V
• for main current circuit / at AC / at 60 Hz / maximum	690 V
• for main current circuit / at DC / maximum	500 V

Protection class

Protection class IP	IP20
Protective function of the overcurrent release	LIN

Current

Operating current / at 45 °C / rated value	200 A
Continuous current / rated value	200 A
Derating temperature / for the rated value of the continuous current	50 °C
Adjustable pick-up value current	
• of the current-dependent overload release / Full-scale value	200 A
• of instantaneous short-circuit trip unit / initial value	1 000 A
• of instantaneous short-circuit trip unit / Full-scale value	2 000 A

Main circuit

Operating frequency	
• 1 / rated value	50 Hz
• 2 / rated value	60 Hz
Operating current	
• at 40 °C / rated value	200 A
• at 50 °C / rated value	200 A
• at 55 °C / rated value	186 A

- at 60 °C / rated value 186 A
- at 65 °C / rated value 172 A
- at 70 °C / rated value 172 A

Auxiliary circuit

Number of CO contacts / for auxiliary contacts	0
Number of NC contacts / for auxiliary contacts	0
Number of NO contacts / for auxiliary contacts	0

Suitability

Suitability for use	system protection
---------------------	-------------------

Adjustable parameters

Adjustable pick-up value current / of the current-dependent overload release / initial value	160 A
--	-------

Product details

Product component	
• Trip indicator	No
• Auxiliary switch	No
• Voltage trigger	No
• undervoltage release	No
• undervoltage release with leading contact	No

Product function

Product function	
• of thermal overload trip unit	adjustable
• Ground fault protection	No
• for neutral conductors / Short-circuit and overload proof	Yes
• Overload protection	Yes

Short circuit

Operational short-circuit current breaking capacity (Ics)	
• at 240 V / rated value	65 kA
• at 415 V / rated value	55 kA
• at 500 V / rated value	20 kA
• at 690 V / rated value	6 kA
Maximum short-circuit current breaking capacity (Icu)	
• at 240 V / rated value	65 kA
• at 415 V / rated value	55 kA
• at 440 V / rated value	25 kA
• at 480 V / acc. to NEMA / rated value	25 kA
• at 500 V / rated value	25 kA
• at 600 V / acc. to NEMA / rated value	12 kA

- at 690 V / rated value

12 kA

Connections

Arrangement of electrical connectors / for main current circuit	front side
Type of electrical connection / for main current circuit	box terminal

Mechanical Design




Height	185.5 mm
Width	139.5 mm
Depth	106.5 mm
Mounting type	fixed mounting




Environmental conditions

Ambient temperature / during operation	
<ul style="list-style-type: none"> • minimum • maximum 	<p>0 °C</p> <p>70 °C</p>
Ambient temperature / during storage	
<ul style="list-style-type: none"> • minimum • maximum 	<p>-40 °C</p> <p>80 °C</p>

Certificates

Certificate of suitability	IEC, standard switching capacity (N)
Reference code	
<ul style="list-style-type: none"> • acc. to DIN EN 61346-2 	Q

General Product Approval	EMC	Declaration of Conformity	Test Certificates
 <p>CCC</p> <p>Miscellaneous</p> <p>TSE</p>	 <p>C-Tick</p>	 <p>EG-Konf.</p>	<p>Special Test Certificate</p>

Shipping Approval	other
 <p>LRS</p>  <p>RINA</p>  <p>RMRS</p>	<p>Confirmation</p> <p>Environmental Conformations</p> <p>Manufacturer Declaration</p>

other
<p>Miscellaneous</p>

Further information

Information- and Downloadcenter (Catalogs, Brochures,...)

<http://www.siemens.com/lowvoltage/catalogs>

Industry Mall (Online ordering system)

<https://mall.industry.siemens.com/mall/en/en/Catalog/product?mfb=3VL3720-1EM43-0AA0>

Service&Support (Manuals, Certificates, Characteristics, FAQs,...)

<https://support.industry.siemens.com/cs/ww/en/ps/3VL3720-1EM43-0AA0>

Image database (product images, 2D dimension drawings, 3D models, device circuit diagrams, ...)

http://www.automation.siemens.com/bilddb/cax_en.aspx?mfb=3VL3720-1EM43-0AA0

CAX-Online-Generator

<http://www.siemens.com/cax>

Tender specifications

<http://www.siemens.com/specifications>