



Main

Product or component type	Servo motor
Device short name	BSH
Maximum mechanical speed	9000 rpm
Continuous stall torque	1.2 N.m for LXM32.U90M2 at 3 A, 230 V, single phase 1.3 N.m for LXM05AD17F1, 110...120 V, single phase 1.3 N.m for LXM05AD17M2, 200...240 V, single phase 1.3 N.m for LXM05BD17F1, 110...120 V, single phase 1.3 N.m for LXM05BD17M2, 200...240 V, single phase 1.3 N.m for LXM05CD17F1, 110...120 V, single phase 1.3 N.m for LXM05CD17M2, 200...240 V, single phase 1.2 N.m for LXM32.D18M2 at 6 A, 115 V, single phase 1.3 N.m for LXM05AD17M3X, 200...240 V, three phase 1.3 N.m for LXM05BD17M3X, 200...240 V, three phase 1.3 N.m for LXM05CD17M3X, 200...240 V, three phase
Peak stall torque	3 N.m for LXM32.U90M2 at 3 A, 230 V, single phase 3.31 N.m for LXM05AD17F1, 110...120 V, single phase 3.31 N.m for LXM05AD17M2, 200...240 V, single phase 3.31 N.m for LXM05BD17F1, 110...120 V, single phase 3.31 N.m for LXM05BD17M2, 200...240 V, single phase 3.31 N.m for LXM05CD17F1, 110...120 V, single phase 3.31 N.m for LXM05CD17M2, 200...240 V, single phase 3.3 N.m for LXM32.D18M2 at 6 A, 115 V, single phase 3.31 N.m for LXM05AD17M3X, 200...240 V, three phase 3.31 N.m for LXM05BD17M3X, 200...240 V, three phase 3.31 N.m for LXM05CD17M3X, 200...240 V, three phase
Nominal output power	550 W for LXM32.U90M2 at 3 A, 230 V, single phase 350 W for LXM05AD17F1, 110...120 V, single phase 350 W for LXM05AD17M2, 200...240 V, single phase 350 W for LXM05BD17F1, 110...120 V, single phase 350 W for LXM05BD17M2, 200...240 V, single phase 350 W for LXM05CD17F1, 110...120 V, single phase 350 W for LXM05CD17M2, 200...240 V, single phase 350 W for LXM32.D18M2 at 6 A, 115 V, single phase 350 W for LXM05AD17M3X, 200...240 V, three phase 350 W for LXM05BD17M3X, 200...240 V, three phase 350 W for LXM05CD17M3X, 200...240 V, three phase
Nominal torque	0.84 N.m for LXM32.U90M2 at 3 A, 230 V, single phase

Disclaimer: This documentation is not intended as a substitute for and is not to be used for determining suitability or reliability of these products for specific user applications

	<p>1.1 N.m for LXM05AD17F1, 110...120 V, single phase</p> <p>1.1 N.m for LXM05AD17M2, 200...240 V, single phase</p> <p>1.1 N.m for LXM05BD17F1, 110...120 V, single phase</p> <p>1.1 N.m for LXM05BD17M2, 200...240 V, single phase</p> <p>1.1 N.m for LXM05CD17F1, 110...120 V, single phase</p> <p>1.1 N.m for LXM05CD17M2, 200...240 V, single phase</p> <p>1.14 N.m for LXM32.D18M2 at 6 A, 115 V, single phase</p> <p>1.1 N.m for LXM05AD17M3X, 200...240 V, three phase</p> <p>1.1 N.m for LXM05BD17M3X, 200...240 V, three phase</p> <p>1.1 N.m for LXM05CD17M3X, 200...240 V, three phase</p>
Nominal speed	<p>6000 rpm for LXM32.U90M2 at 3 A, 230 V, single phase</p> <p>3000 rpm for LXM05AD17F1, 110...120 V, single phase</p> <p>3000 rpm for LXM05BD17F1, 110...120 V, single phase</p> <p>3000 rpm for LXM05CD17F1, 110...120 V, single phase</p> <p>3000 rpm for LXM05AD17M2, 200...240 V, single phase</p> <p>3000 rpm for LXM05BD17M2, 200...240 V, single phase</p> <p>3000 rpm for LXM05CD17M2, 200...240 V, single phase</p> <p>3000 rpm for LXM32.D18M2 at 6 A, 115 V, single phase</p> <p>3000 rpm for LXM05AD17M3X, 200...240 V, three phase</p> <p>3000 rpm for LXM05BD17M3X, 200...240 V, three phase</p> <p>3000 rpm for LXM05CD17M3X, 200...240 V, three phase</p>
Product compatibility	<p>LXM05AD17F1 at 110...120 V single phase</p> <p>LXM05AD17M2 at 200...240 V single phase</p> <p>LXM05BD17F1 at 110...120 V single phase</p> <p>LXM05BD17M2 at 200...240 V single phase</p> <p>LXM05CD17F1 at 110...120 V single phase</p> <p>LXM05CD17M2 at 200...240 V single phase</p> <p>LXM32.U90M2 at 230 V single phase</p> <p>LXM32.D18M2 at 115 V single phase</p> <p>LXM05AD17M3X at 200...240 V three phase</p> <p>LXM05BD17M3X at 200...240 V three phase</p> <p>LXM05CD17M3X at 200...240 V three phase</p>
Shaft end	Untapped
IP degree of protection	<p>IP65 standard</p> <p>IP67 with IP67 kit</p>
Speed feedback resolution	131072 points/turn x 4096 turns
Holding brake	Without
Mounting support	International standard flange
Electrical connection	Rotatable right-angled connectors

Complementary

Range compatibility	<p>Lexium 32</p> <p>Lexium 05</p>
Supply voltage max	480 V
Network number of phases	Three phase
Continuous stall current	3.1 A
Maximum continuous power	0.97 W
Maximum current Irms	<p>11.9 A for LXM05AD17F1</p> <p>11.9 A for LXM05AD17M2</p> <p>11.9 A for LXM05AD17M3X</p> <p>11.9 A for LXM05BD17F1</p> <p>11.9 A for LXM05BD17M2</p> <p>11.9 A for LXM05BD17M3X</p> <p>11.9 A for LXM05CD17F1</p> <p>11.9 A for LXM05CD17M2</p> <p>11.9 A for LXM05CD17M3X</p> <p>10 A for LXM32.D18M2</p> <p>9 A for LXM32.U90M2</p>
Maximum permanent current	11.9 A
Switching frequency	8 kHz
Second shaft	Without second shaft end
Shaft diameter	9 mm
Shaft length	20 mm
Feedback type	Multiturn SinCos Hiperface
Motor flange size	55 mm

Number of motor stacks	3
Torque constant	0.39 N.m/A at 120 °C
Back emf constant	22 V/krpm at 120 °C
Number of motor poles	6
Rotor inertia	0.134 kg.cm ²
Stator resistance	3.1 Ohm at 20 °C
Stator inductance	7.4 mH at 20 °C
Stator electrical time constant	2.39 ms at 20 °C
Maximum radial force Fr	190 N at 8000 rpm 200 N at 7000 rpm 210 N at 6000 rpm 230 N at 5000 rpm 240 N at 4000 rpm 270 N at 3000 rpm 310 N at 2000 rpm 390 N at 1000 rpm
Maximum axial force Fa	0.2 x Fr
Type of cooling	Natural convection
Length	176.5 mm
Centring collar diameter	40 mm
Centring collar depth	2 mm
Number of mounting holes	4
Mounting holes diameter	5.5 mm
Circle diameter of the mounting holes	63 mm
Product weight	1.76 kg

Offer Sustainability

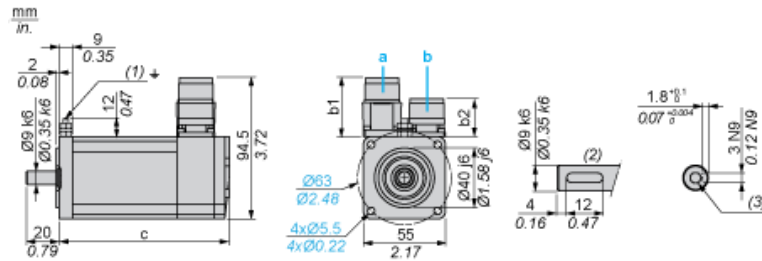
Sustainable offer status	Green Premium product
REACH Regulation	REACH Declaration
EU RoHS Directive	Pro-active compliance (Product out of EU RoHS legal scope) EU RoHS Declaration
Mercury free	Yes
RoHS exemption information	Yes
China RoHS Regulation	China RoHS declaration
Environmental Disclosure	Product Environmental Profile
Circularity Profile	No need of specific recycling operations
WEEE	The product must be disposed on European Union markets following specific waste collection and never end up in rubbish bins

Contractual warranty

Warranty	18 months
----------	-----------

Servo Motors Dimensions

Example with Straight Connectors



- a: Power supply for servo motor brake
- b: Power supply for servo motor encoder
- (1) M4 screw
- (2) Shaft end, keyed slot (optional)
- (3) For screw M3 x 9 mm/M3 x 0.35 in.

Dimensions in mm

Straight connectors		Rotatable angled connectors		c (without brake)	c (with brake)
b	b1	b	b1		
39.5	25.5	39.5	39.5	176.5	203

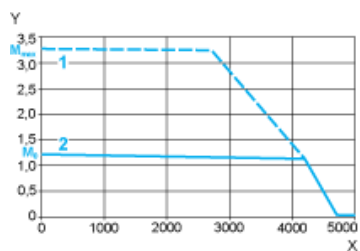
Dimensions in in.

Straight connectors		Rotatable angled connectors		c (without brake)	c (with brake)
b	b1	b	b1		
1.55	1.00	1.55	1.55	6.94	7.99

115 V Single-Phase Supply Voltage

Torque/Speed Curves

Servo motor with LXM32•D18M2 servo drive

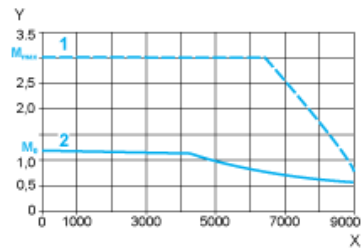


- X Speed in rpm
- Y Torque in Nm
- 1 Peak torque
- 2 Continuous torque

230 V Single-Phase Supply Voltage

Torque/Speed Curves

Servo motor with LXM32-U90M2 servo drive



- X Speed in rpm
- Y Torque in Nm
- 1 Peak torque
- 2 Continuous torque