



Price* : 227.00 GBP



Main

Range of product	Preventa Safety automation
Product or component type	Safe communication expansion module
Device short name	XPSMCM
[Us] rated supply voltage	24 V - 20...20 % DC

Complementary

Power dissipation in W	3 W
Safety level	Can reach category 4 conforming to EN/ISO 13849-1 Can reach PL = e conforming to EN/ISO 13849-1 Can reach SIL 3 conforming to EN/IEC 61508 Can reach SILCL 3 conforming to IEC 62061
Quality labels	CE
Range compatibility	Preventa XPSMCM
Connector type	4 ways RS485
Number of port	2
Communication port protocol	RS485
Current consumption	0.125 mA
Maximum cable distance between devices	50 m
Local signalling	LED green with ON marking for power ON LED green with RUN marking for operating LED red with E IN marking for internal error LED red with E EX marking for external error
Number of terminals	4
Connections - terminals	1 spring clamp terminals, removable terminal block 2 spring clamp terminals, removable terminal block
Cable cross section	0.2...2.5 mm ² - AWG 24...AWG 14 flexible cablewithout cable end 0.25...2.5 mm ² - AWG 23...AWG 14 flexible cablewith cable end, with bezel 0.25...2.5 mm ² - AWG 23...AWG 14 flexible cablewith cable end, without bezel 0.2...2.5 mm ² - AWG 24...AWG 14 solid cablewithout cable end

Disclaimer: This documentation is not intended as a substitute for and is not to be used for determining suitability or reliability of these products for specific user applications

0.5...1 mm² - AWG 20...AWG 18 flexible cablewith cable end, with double bezel

Mounting support	Omega 35 mm DIN rail conforming to EN 50022
Width	22.5 mm
Height	99 mm
Depth	114.5 mm
Product weight	0.3 kg

Environment

Product certifications	RCM TÜV CULus
IP degree of protection	IP20
Ambient air temperature for operation	-10...55 °C
Ambient air temperature for storage	-20...85 °C
Relative humidity	10...95 %
Pollution degree	2
Insulation	250 V AC between power supply and housing conforming to EN/IEC 61800-5-1
Overvoltage category	II
Electromagnetic compatibility	Electrostatic discharge immunity test - test level: 6 kV (on contact) conforming to EN/IEC 61000-4-2 Electrostatic discharge immunity test - test level: 20 kV (on air) conforming to EN/IEC 61000-4-2 Susceptibility to electromagnetic fields - test level: 10 V/m (80...1000 MHz) conforming to EN/IEC 61000-4-3 Susceptibility to electromagnetic fields - test level: 30 V/m (1.4 GHz...2 GHz) conforming to EN/IEC 61000-4-3
Vibration resistance	+/-0.35 mm (f= 10...55 Hz) conforming to EN/IEC 61496-1
Shock resistance	10 gn (duration = 16 ms) for 1000 shocks on each axis conforming to EN/IEC 61496-1
Operating altitude	2000 m
Service life	20 year(s)

Offer Sustainability

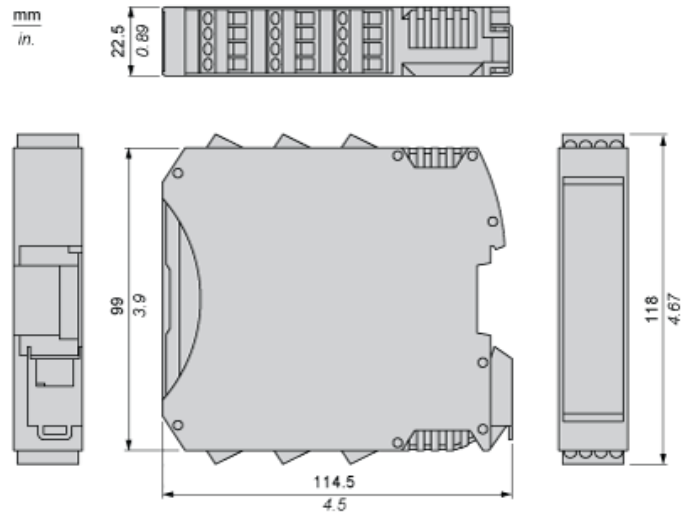
Sustainable offer status	Green Premium product
REACH free of SVHC	Yes
EU RoHS Directive	Pro-active compliance (Product out of EU RoHS legal scope) EU RoHS Declaration
Mercury free	Yes
RoHS exemption information	Yes
China RoHS Regulation	China RoHS declaration
Environmental Disclosure	Product Environmental Profile
Circularity Profile	End of Life Information
WEEE	The product must be disposed on European Union markets following specific waste collection and never end up in rubbish bins

Contractual warranty

Warranty	18 months
----------	-----------


Dimensions

Spring Terminal



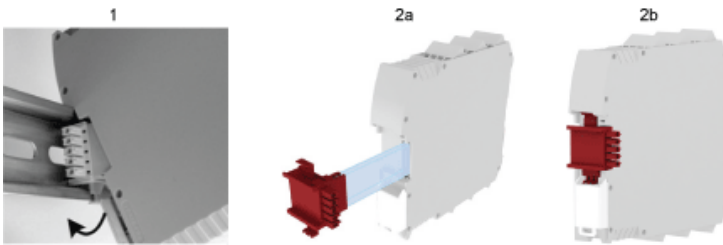
Mounting Safety Controller CPU with Module(s)

Mount BackPlane Connector on Rail



- 1 : Connect as much Backplane Connector as module to be install.
- 2 : Fix the connectors to the rail (Top first).

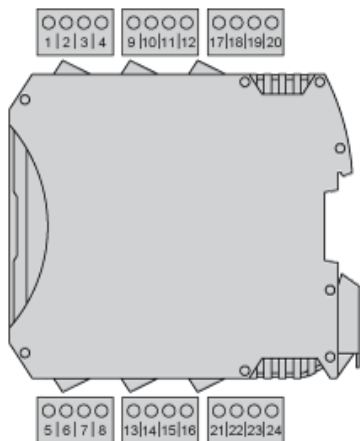
Mount Safety Controller CPU with Other Module(s)



- 1 : Mount controller CPU and modules on rail.
- 2 : Make sure that the controller CPU or the module(s) are plugged on the BackPlane connector.

Wiring

Terminal Designation



Terminal	Signal
1	24 VDC
2	not connected
3	BRAIDING CH1
4	0 VDC
5	not connected
6	not connected
7	BRAIDING CH2
8	not connected
9	CH1-A
10	CH1-B
11	CH1-C
12	CH1-D
13	CH2-A
14	CH2-B
15	CH2-C
16	CH2-D