

### Model Number

CJ4-12GK-N-Y235563

### Features

- 4 mm non-flush
- Custom cable length
- Customer specific connector

### Accessories

BF 12

Mounting flange, 12 mm

## Technical Data

### General specifications

Switching function		Normally open (NO)
Output type		NAMUR
Rated operating distance	$s_n$	4 mm
Installation		non-flush
Assured operating distance	$s_a$	0 ... 2.88 mm
Output type		2-wire

### Nominal ratings

Installation conditions		
A		20 mm
B		80 mm
C		12 mm
F		70 mm
Nominal voltage	$U_o$	8.2 V ( $R_i$ approx. 1 k $\Omega$ )
Operating voltage	$U_B$	7 ... 12 V
Switching frequency	f	0 ... 1 Hz
Current consumption		
Measuring plate not detected		$\leq 1$ mA
Measuring plate detected		$\geq 2.4$ mA

### Ambient conditions

Ambient temperature		-25 ... 70 °C (-13 ... 158 °F)
---------------------	--	--------------------------------

### Mechanical specifications

Connection type		cable PVC , 55 mm with Connector, 99-3431-216-04, Binder
Core cross-section		0.34 mm <sup>2</sup>
Housing material		PBT
Sensing face		PBT
Degree of protection		IP68
Cable		
Bending radius		> 10 x cable diameter

### General information

Supplementary information	<b>Note!</b> When making the electrical connection, ensure that the sensor cable is protected against mechanical stress! see instruction manuals
Use in the hazardous area	see instruction manuals
Category	1G; 2G; 1D

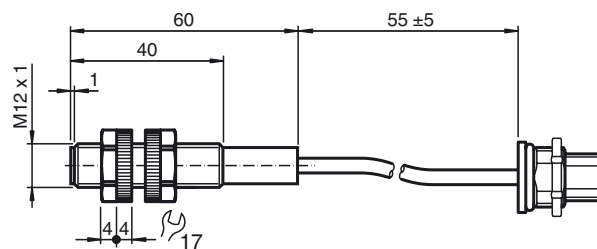
### Compliance with standards and directives

Standard conformity	
NAMUR	EN 60947-5-6:2000 IEC 60947-5-6:1999
Standards	EN 60947-5-2:2007 IEC 60947-5-2:2007

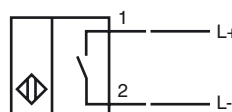
### Approvals and certificates

UL approval	cULus Listed, General Purpose
CSA approval	cCSAus Listed, General Purpose
CCC approval	CCC approval / marking not required for products rated $\leq 36$ V

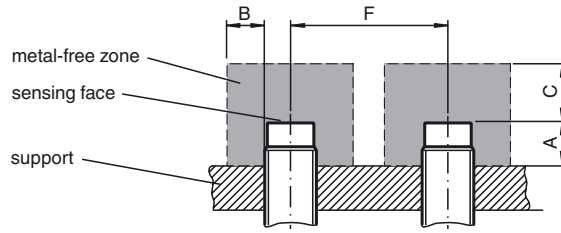
## Dimensions



## Electrical Connection



Installation Conditions



Equipment protection level Ga

CE marking	CE 0102	
ATEX marking	II 1G Ex ia IIC T6...T1 Ga The Ex-related marking can also be printed on the enclosed label.	
Standards	EN 60079-0:2012+A11:2013, EN 60079-11:2012 Ignition protection "Intrinsic safety" Use is restricted to the following stated conditions	
Appropriate type	CJ4-12GK-N...	
Effective internal capacitance $C_i$	$\leq 60 \text{ nF}$ ; a cable length of 10 m is considered.	
Effective internal inductance $L_i$	negligibly small A cable length of 10 m is considered.	
Highest permissible ambient temperature	Details of the correlation between the type of circuit connected, the maximum permissible ambient temperature, the temperature class, and the effective internal reactance values can be found on the EU-type examination certificate. <b>Note:</b> Use the temperature table for category 1 !!! The 20 % reduction in accordance with EN 1127-1 has already been applied to the temperature table for category 1.	

Special conditions

Equipment protection level Gb

CE marking	CE 0102	
ATEX marking	II 1G Ex ia IIC T6...T1 Ga The Ex-related marking can also be printed on the enclosed label.	
Standards	EN 60079-0:2012+A11:2013, EN 60079-11:2012 Ignition protection "Intrinsic safety" Use is restricted to the following stated conditions	
Appropriate type	CJ4-12GK-N...	
Effective internal capacitance $C_i$	$\leq 60 \text{ nF}$ ; a cable length of 10 m is considered.	
Effective internal inductance $L_i$	negligibly small A cable length of 10 m is considered.	
Maximum permissible ambient temperature $T_{amb}$	Details of the correlation between the type of circuit connected, the maximum permissible ambient temperature, the temperature class, and the effective internal reactance values can be found on the EU-type examination certificate.	

Special conditions

Equipment protection level Da

CE marking	CE 0102	
ATEX marking	II 1D Ex ia IIC T135°C Da The Ex-related marking can also be printed on the enclosed label.	
Standards	EN 60079-0:2012+A11:2013, EN 60079-11:2012 Ignition protection "Intrinsic safety" Use is restricted to the following stated conditions	
Appropriate type	CJ4-12GK-N...	
Effective internal capacitance $C_i$	$\leq 60 \text{ nF}$ ; a cable length of 10 m is considered.	
Effective internal inductance $L_i$	negligibly small A cable length of 10 m is considered.	

Special conditions

Release date: 2019-05-13 16:05 Date of issue: 2019-05-13 235563\_eng.xml