



Model Number

OIT1500-F113-B12-CB

Features

- High-temperature code carrier up to 500 °C (932 °F)
- Sturdy and compact design
- High operating range
- High depth of focus
- External illumination included in delivery

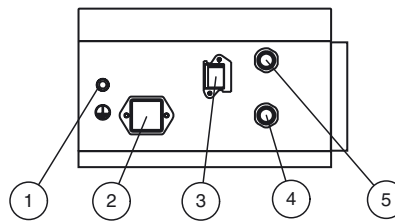
Function

The stationary scanner OIT1500-F113-B12-CB is an optical identification system using the methods of industrial image processing, which finds application in automated manufacturing processes. In particular with bodyshell work, there are harsh ambient conditions, which complicate or render impossible the application of code carriers with electronic components due to cyclical changes in temperature, for example.

For this reason, the high-temperature identification system OIT is fitted with code carriers with massive metal plates provided with a perforated matrix, which can withstand temperatures up to 500 °C and high mechanical loads.

Simple installation as well as commissioning without complicated and long-winded TEACH-IN enable fast application. Plug-in connections for fast exchange of devices and the control with simple command sets through an Ethernet interface ensure very easy operation. A scratch resistant quartz glass pane, which can be replaced, if and when required, as well as the stable metal housing turn the OIT1500-F113-B12-CB into a robust and powerful identification system.

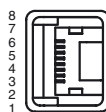
Indicating / Operating means



1	Grounding screw
2	Power supply
3	Network
4	Trigger
5	external illumination

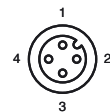
Electrical connection

8-pin Network connection
(LAN)



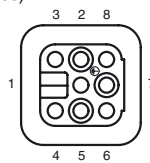
Pin	Signal
1	Transmit data (+)
2	Transmit data (-)
3	Receive data (+)
4	not assigned
5	not assigned
6	Receive data (-)
7	not assigned
8	not assigned

4-pin M12 socket
(external illumination)



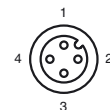
Pin	Signal
1	24 V power supply
2	Laser control
3	Ground
4	Illumination control

8-pin Harting connection
(Process)



Pin	Signal
1	Composite error output
2	External ground
3	Mode bit 1
4	Mode bit 0
5	24 V external power supply
6	24 V device power supply
7	Trigger release input
8	Device ground

4-pin M12 socket
(Trigger)



Pin	Signal
1	24 V power supply
2	not assigned
3	Ground
4	Trigger signal

Technical data

General specifications

Light source	External lighting
--------------	-------------------

Release date: 2019-08-23 11:04 Date of issue: 2019-08-23 194233_eng.xml

Refer to "General Notes Relating to Pepperl+Fuchs Product Information".

Light type	infrared	
Symbologies	Hole matrix Data format: decimal Data capacity: 6 (numerical) Orientation: omnidirectional	
Read distance	adjustable 750 ... 1700 mm	
Depth of focus	± 50 mm	
Reading field	320 mm x 235 mm at max. read distance	
Evaluation frequency	5 Hz	
Target velocity	triggered ≤ 0.5 m/s	
Functional safety related parameters		
MTTF _d	51 a	
Mission Time (T _M)	10 a	
Diagnostic Coverage (DC)	0 %	
Indicators/operating means		
Operation indicator	LED green: supply LED green: ready	
Function indicator	Yellow LED: trigger Yellow LED: code read Red LED: pre-fault Red LED: group error	
Electrical specifications		
Operating voltage	U _B	24 V DC ± 15% , PELV
Operating current	I _B	250 mA without output drivers
Interface		
Physical	Ethernet	
Protocol	TCP/IP	
Transfer rate	100 MBit/s	
Input		
Input voltage	to be applied externally 24 V ± 15% PELV	
Number/Type	1 trigger input 2 control unit inputs , optically decoupled	
Input current	approx. 1 mA at 24 V DC	
Output		
Number/Type	1 electronic output, PNP, optically decoupled	
Switching voltage	to be applied externally 24 V ± 15% PELV	
Switching current	100 mA each output	
Ambient conditions		
Ambient temperature	0 ... 45 °C (32 ... 113 °F)	
Storage temperature	-20 ... 60 °C (-4 ... 140 °F)	
Mechanical specifications		
Degree of protection	IP64	
Connection	8-pin Harting HAN RJ-45 2 x 5-pin M12 socket Supplied ferrite sleeve for suppression of the Ethernet cable	
Material		
Housing	diecast aluminum powder coated	
Mass	approx. 4000 g	
Compliance with standards and directives		
Directive conformity		
EMC Directive 2004/108/EC	EN 61326-1 , EN 61000-6-4	
Standard conformity		
Noise immunity	EN 61326-1	
Emitted interference	EN 61000-6-4:2007/A1:2011	
Degree of protection	EN 60529	
Approvals and certificates		
EAC conformity	TR CU 020/2011	

Accessories**V45-GP-10M-PUR-ABG-V45-G**

Connecting cable, RJ-45 to RJ-45, PUR cable

OIC-C10ST-CB1

Code support for visual high-temperature identification system

OIC-C10V2A-CB1

Code carrier for optical high-temperature identification system, stainless steel

V8HAN-G-10M-PVC-ABG

Female cordset, Harting, 8-pin, shielded, PVC cable

V45-G

Field-attachable male connector

V45-GP

Field-attachable "Push-Pull" connector

V8HAN-G

Female connector, Harting, 8-pin, field attachable

OITControl

Software for OIT high temperature identification system

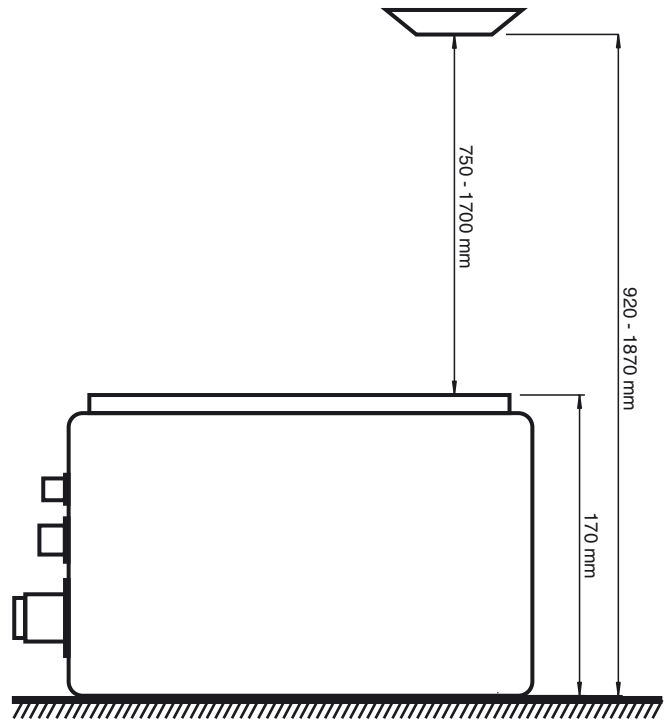
OIZ-FG500

Replacement glass for series OIT300, OIT500 and OIT1500

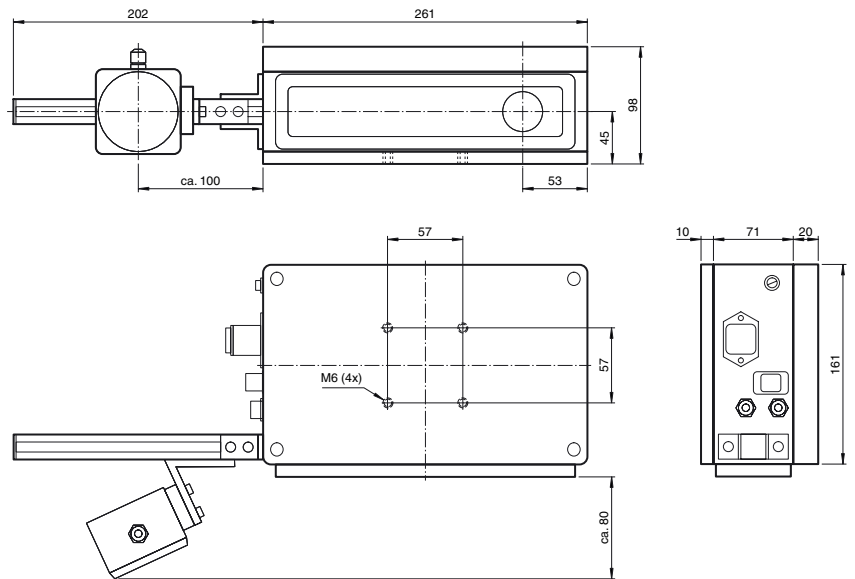
Other suitable accessories can be found at www.pepperl-fuchs.com



Notes



Dimensions



Release date: 2019-08-23 11:04 Date of issue: 2019-08-23 194233_eng.xml

Refer to "General Notes Relating to Pepperl+Fuchs Product Information".