



Laser light sensor VLM350-F280-R4-1101

- Resolution 1280 x 960 pixel
- Comparison of up to 32 height profiles
- Output of X/Z offset
- Intelligent exposure time control
- Laser class 1, eyesafe
- Data Matrix control codes for parameterization

Laser light sensor for profile matching; Comparison of up to 32 height profiles; Output of X/Z offset; Resolution: 1280 x 960 pixel; Measuring range: X = 40 ... 160 mm, Z = 60 ... 350 mm; Scan rate: 30 s-1; 2 digital outputs; RS-485 interface



Function

The SmartRunner Matcher compares current height profiles with a previously taught-in height profile. The Matcher is based on innovative SmartRunner technology and combines the light section method for detecting height profiles with a 2-D vision sensor. The light section method involves projecting a laser line onto an object. This is then detected by a camera at a specific angle. A height profile is then created using the triangulation principle. This innovative laser technology provides reliable measurements on different surfaces.

Safety Information

CLASS 1 LASER PRODUCT

IEC 60825-1: 2007 certified.

Complies with 21 CFR
1040.10 and 1040.11 except
for deviations pursuant to
Laser Notice No. 50,
dated June 24, 2007

Release date: 2020-03-26 Date of issue: 2020-03-27 Filename: 284586-100004_eng.pdf

Refer to "General Notes Relating to Pepperl+Fuchs Product Information".

Pepperl+Fuchs Group
www.pepperl-fuchs.com

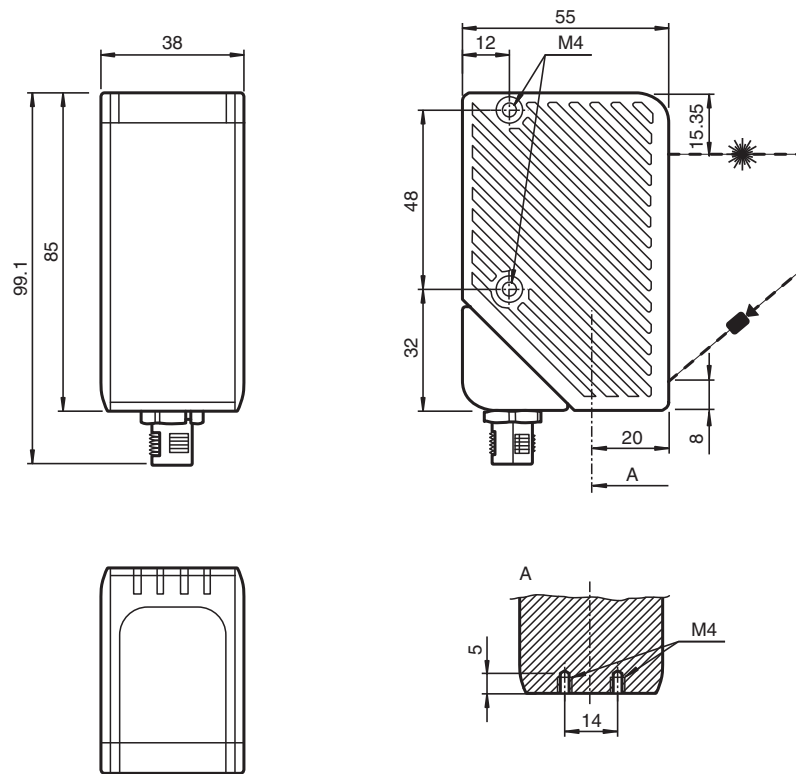
USA: +1 330 486 0001
fa-info@us.pepperl-fuchs.com

Germany: +49 621 776 1111
fa-info@de.pepperl-fuchs.com

Singapore: +65 6779 9091
fa-info@sg.pepperl-fuchs.com

PEPPERL+FUCHS

Dimensions



Technical Data

General specifications

Measurement range	X = 40 ... 160 mm ; Z = 60 ... 350 mm
Light source	laser diode
Light type	red laser + Integrated LED lightning red 650 nm
Laser nominal ratings	
Note	VISIBLE LASER RADIATION , DO NOT STARE INTO BEAM DO NOT VIEW DIRECTLY WITH OPTICAL INSTRUMENTS
Laser class	1
Wave length	Measurement laser: 660 nm
Pulse length	Measurement laser: 0.5 ms
Maximum optical power output	Measurement laser: 15 mW
Laser monitoring	The safety system switches off the laser when the laser current is too high
Scan rate	30 s ⁻¹
Resolution	X > 0.25 mm ; Z > 0.2 mm at 60 mm read distance

Functional safety related parameters

MTTF _d	20 a
Mission Time (T _M)	10 a
Diagnostic Coverage (DC)	0 %

Indicators/operating means

Operation indicator	LED green
Diagnostics indicator	LED yellow / red
Function indicator	Trigger: LED yellow ; object detected : LED red / green

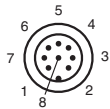
Release date: 2020-03-26 Date of issue: 2020-03-27 Filename: 284586-100004_eng.pdf

Technical Data

Control elements	2 push-buttons	
Electrical specifications		
Operating voltage	U_B	24 V \pm 20 % , PELV
No-load supply current	I_0	max. 250 mA
Power consumption	P_0	max. 6 W , Outputs without load
Interface		
Interface type	RS 485 interface	
Physical	Switchable terminal resistor	
Protocol	binary code	
Transfer rate	38400 ... 230400 Bit/s	
Input		
Input voltage	24 V	
Number/Type	External triggering + 1 Input	
Switching threshold	low: < 2.5 V, high: > 8 V	
Output		
Number/Type	2 digital outputs	
Switching type	PNP	
Switching voltage	24 V	
Switching current	150 mA each output	
Compliance with standards and directives		
Standard conformity		
Noise immunity	EN 61000-6-2:2005	
Emitted interference	EN 61000-6-4:2007/A1:2011	
Degree of protection	EN 60529	
Shock and impact resistance	EN 60068-2-27:2009	
Laser class	IEC 60825-1:2007	
Approvals and certificates		
CCC approval	CCC approval / marking not required for products rated \leq 36 V	
Approvals	CE	
Ambient conditions		
Operating temperature	-20 ... 45 °C (-4 ... 113 °F) , (noncondensing; prevent icing on the lens!)	
Storage temperature	-20 ... 70 °C (-4 ... 158 °F)	
Mechanical specifications		
Degree of protection	IP67	
Connection	8-pin, M12 x 1 connector (supply + RS485 + Inputs/Outputs) ; can be rotated 90° ; Grounding : Grounding clip for PCV system	
Material		
Housing	PC/ABS	
Optical face	Plastic pane	
Mass	approx. 125 g	
Tightening torque, fastening screws	max. 2 Nm	
General information		
Note	Security Instructions: - Read the operating instructions before attempting commissioning - Installation, connection and adjustments should only be undertaken by specialist personnel - Not a safety component in accordance with the EU Machinery Directive	


Release date: 2020-03-26 Date of issue: 2020-03-27 Filename: 284586-100004_eng.pdf

Connection












Pin	Signal
1	IN Trigger
2	+UB
3	Data+ RS-485
4	Data- RS-485
5	Teach
6	Good
7	GND
8	Bad

Assembly



1	Ready	green/red
2	Match 3/4	green/yellow
3	Result	green/red
4	Match 1/2	green/yellow
5	Diagnose	red
6	Power	green
7	Teach	yellow
8	Trigger	yellow

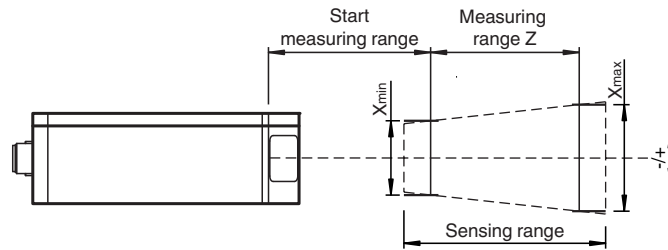
Accessories

	V19-G-5M-PUR-ABG	Female cordset, M12, 8-pin, shielded, PUR cable
	VLX-MB2	Mounting bracket
	VLX-MB1	Mounting bracket
	PCV-USB-RS485-Converter Set	USB to RS 485 interface converter
	V19-G-BK0,6M-PUR-U-V1-G-SRMAT	Cordset for SmartRunner Matcher, M12 to M12, 8/4-pin, PUR cable
	VLX-F231-B6	Interface module with PROFIBUS interface for SmartRunner
	VLX-F231-B17	Interface module with PROFINET interface for SmartRunner
	VLX-F231-B21	Interface module with EtherCAT interface for SmartRunner
	VLX-F231-B25	Interface module with EtherNet/IP interface for SmartRunner

Release date: 2020-03-26 Date of issue: 2020-03-27 Filename: 284586-100004_eng.pdf

Installation Conditions


Measuring range



Accessories

Other suitable accessories can be found at www.pepperl-fuchs.com

Safety Information



**LASERLICHT
LASER LIGHT**

**LASER KLASSE 1
CLASS 1 LASER PRODUCT**

Laser notice laser class 1

- The irradiation can lead to irritation especially in a dark environment. Do not point at people!
- Maintenance and repairs should only be carried out by authorized service personnel!
- Attach the device so that the warning is clearly visible and readable.
- The warning accompanies the device and should be attached in immediate proximity to the device.
- Caution – Use of controls or adjustments or performance of procedures other than those specified herein may result in hazardous radiation exposure.