



Model Number

NBB10-30GM50-WS-V93

Features

- Basic series
- 10 mm flush
- 2-wire AC

Accessories

BF 30

Mounting flange, 30 mm

EXG-30

Quick mounting bracket with dead stop

Technical Data

General specifications

Switching function		Normally open (NO)
Output type		Two-wire
Rated operating distance	s_n	10 mm
Installation		flush
Output polarity		AC
Assured operating distance	s_a	0 ... 8.1 mm
Actual operating distance	s_r	9 ... 11 mm
Reduction factor r_{A1}		0.33
Reduction factor r_{Cu}		0.28
Reduction factor r_{304}		0.81
Output type		2-wire

Nominal ratings

Operating voltage	U_B	20 ... 253 V
Switching frequency	f	0 ... 20 Hz
Hysteresis	H	typ. 5 %
Reverse polarity protection		reverse polarity tolerant
Voltage drop	U_d	< 5 V ($I_L > 50$ mA); < 8 V ($I_L < 50$ mA)
Momentary current (20 ms, 0.1 Hz)		0 ... 1600 mA
Operating current	I_L	5 ... 200 mA
Off-state current	I_r	0 ... 1.7 mA
Operating voltage indicator		LED, green
Switching state indicator		LED, yellow

Ambient conditions

Ambient temperature		-25 ... 70 °C (-13 ... 158 °F)
---------------------	--	--------------------------------

Mechanical specifications

Connection type		Connector 7/8 inch-16 UN , 3-pin
Housing material		brass, nickel-plated
Sensing face		PBT
Degree of protection		IP67
Note		¹⁾ In the temperature range below 0 °C, permissible operating voltage U_b 80...253 V Safety fuse ≤ 0.3 A (quick-blow) according to IEC 60127-2 Sheet 1 Recommendation: after a short circuit, check that the device is functioning correctly.

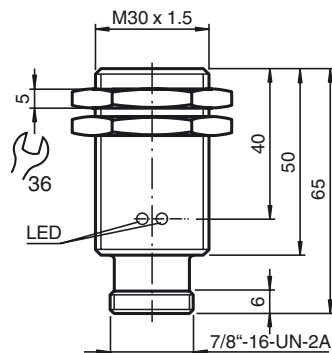
Compliance with standards and directives

Standard conformity		
Standards		EN 60947-5-2:2007 IEC 60947-5-2:2007

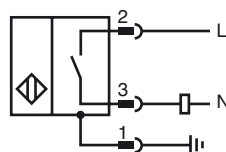
Approvals and certificates

UL approval		cULus Listed, General Purpose
CSA approval		cCSAus Listed, General Purpose
CCC approval		Certified by China Compulsory Certification (CCC)

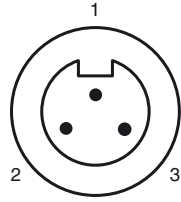
Dimensions



Electrical Connection



Pinout



Wire colors

1		GN	(green)
2		BK	(black)
3		WH	(white)