



Model Number

NJ5-18GM-N-V1

Features

- 5 mm flush
- Usable up to SIL 2 acc. to IEC 61508

Accessories

V1-G

Female connector, M12, 4-pin, field attachable

V1-W

Female connector, M12, 4-pin, field attachable

V1-G-N-2M-PUR

Female cordset, M12, 2-pin, NAMUR, PUR cable

V1-W-N-2M-PUR

Female cordset, M12, 2-pin, NAMUR, PUR cable

BF 18

Mounting flange, 18 mm

EXG-18

Quick mounting bracket with dead stop

Technical Data

General specifications

Switching function	Normally closed (NC)
Output type	NAMUR
Rated operating distance	s_n 5 mm
Installation	flush
Assured operating distance	s_a 0 ... 4.05 mm
Reduction factor r_{AI}	0.21
Reduction factor r_{Cu}	0.18
Reduction factor r_{304}	0.63
Output type	2-wire

Nominal ratings

Nominal voltage	U_o	8.2 V (R_i approx. 1 k Ω)
Operating voltage	U_B	5 ... 25 V
Switching frequency	f	0 ... 500 Hz
Hysteresis	H	3 %

Current consumption

Measuring plate not detected	≥ 3 mA at nominal voltage
Measuring plate detected	≤ 1 mA at nominal voltage

Ambient conditions

Ambient temperature	-25 ... 100 °C (-13 ... 212 °F)
---------------------	---------------------------------

Mechanical specifications

Connection type	Connector plug M12 x 1, 4-pin
Housing material	Stainless steel 1.4305 / AISI 303
Sensing face	PBT
Degree of protection	IP67

General information

Use in the hazardous area	see instruction manuals
Category	1G; 2G

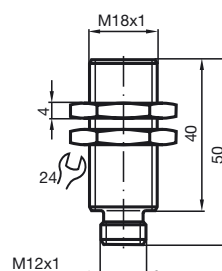
Compliance with standards and directives

Standard conformity	
NAMUR	EN 60947-5-6:2000 IEC 60947-5-6:1999
Standards	EN 60947-5-2:2007 EN 60947-5-2/A1:2012 IEC 60947-5-2:2007 IEC 60947-5-2 AMD 1:2012

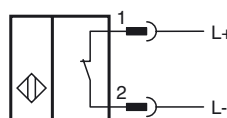
Approvals and certificates

EAC conformity	TR CU 012/2011
FM approval	
Control drawing	116-0165
UL approval	
Ordinary Location	E87056
Hazardous Location	E501628
Control drawing	116-0452
CSA approval	cCSAus Listed, General Purpose
CCC approval	CCC approval / marking not required for products rated ≤ 36 V

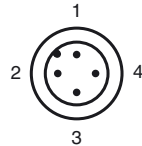
Dimensions



Electrical Connection



Pinout



Wire colors in accordance with EN 60947-5-6

1		BN	(brown)
2		BU	(blue)

Equipment protection level Ga

CE marking		CE 0102
ATEX marking		Ex II 1G Ex ia IIC T6...T1 Ga The Ex-related marking can also be printed on the enclosed label.
Standards		EN 60079-0:2012+A11:2013 EN 60079-11:2012 Ignition protection "Intrinsic safety" Use is restricted to the following stated conditions
Appropriate type		NJ 5-18GM-N...
Effective internal capacitance	C_i	≤ 70 nF ; a cable length of 10 m is considered.
Effective internal inductance	L_i	≤ 50 μ H ; a cable length of 10 m is considered.
Ambient temperature		Details of the correlation between the type of circuit connected, the maximum permissible ambient temperature, the temperature class, and the effective internal reactance values can be found on the EC-type examination certificate. Note: Use the temperature table for category 1 !!! The 20 % reduction in accordance with EN 1127-1 has already been applied to the temperature table for category 1.

Equipment protection level Gb

CE marking		CE 0102
ATEX marking		Ex II 1G Ex ia IIC T6...T1 Ga The Ex-related marking can also be printed on the enclosed label.
Standards		EN 60079-0:2012+A11:2013 EN 60079-11:2012 Ignition protection "Intrinsic safety" Use is restricted to the following stated conditions
Appropriate type		NJ 5-18GM-N...
Effective internal capacitance	C_i	≤ 70 nF ; a cable length of 10 m is considered.
Effective internal inductance	L_i	≤ 50 μ H ; a cable length of 10 m is considered.
Maximum permissible ambient temperature T_{amb}		Details of the correlation between the type of circuit connected, the maximum permissible ambient temperature, the temperature class, and the effective internal reactance values can be found on the EC-type examination certificate.

Equipment protection level Da

CE marking		CE 0102
ATEX marking		Ex II 1D Ex ia IIIC T135°C Da The Ex-related marking can also be printed on the enclosed label.
Standards		EN 60079-0:2012+A11:2013 EN 60079-11:2012 Ignition protection "Intrinsic safety" Use is restricted to the following stated conditions
Appropriate type		NJ 5-18GM-N...
Effective internal capacitance	C_i	≤ 70 nF ; a cable length of 10 m is considered.
Effective internal inductance	L_i	≤ 50 μ H ; a cable length of 10 m is considered.
Maximum permissible ambient temperature T_{amb}		Details of the correlation between the type of circuit connected, the maximum permissible ambient temperature, the surface temperature, and the effective internal reactance values can be found on the EC-type-examination certificate. The maximum permissible ambient temperature of the data sheet must be noted, in addition, the lower of the two values must be maintained.

Release date: 2019-07-08 14:31 Date of issue: 2019-07-08 106453_eng.xml