

# Control interface unit

## IC-KP2-1HRX-2V1



- LED status indicator of bus communication and read/write head

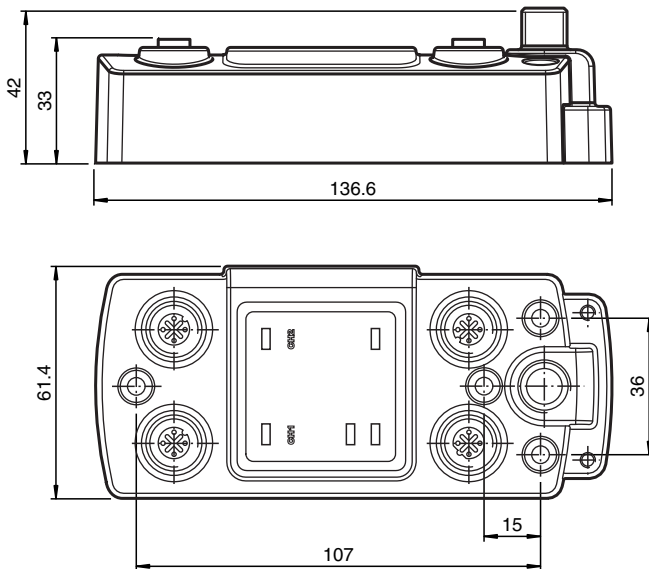
Control interface unit IDENTControl Compact with serial interface RS-232 and RS-485



### Function

The RFID identification system IDENTControl Compact from Pepperl+Fuchs offers a vast number of benefits compared to other systems, thanks to its innovative design. The control interfaces IDENTControl and IDENTControl Compact make up the core of the system. With its integrated interfaces to all commercially available fieldbus systems such as PROFIBUS, PROFINET, Ethernet, EtherCAT, CC-Link, serial connections (RS 232 or RS 485) and numerous connection options for read/write heads available for frequency ranges LF, HF and UHF, the IDENTControl Compact control interface can be easily and flexibly adapted to your requirements. LEDs on the front of the housing indicate bus communication, connected read/write heads and active read/write commands. Reliability of the application is further increased by using trigger sensors. The system is equally suited for use in control cabinets and field use in IP67. The interface to the higher-level fieldbus is integrated in the housing, and all connections are designed such that they are pluggable. This enables simple installation and quick, problem-free replacement in case of device failure. The consistent EMC design, with metal housing, grounding and shielded wires, offers a high degree of reliability.

### Dimensions



Release date: 2020-03-27 Date of issue: 2020-03-27 Filename: 204979\_eng.pdf

Refer to "General Notes Relating to Pepperl+Fuchs Product Information".

Pepperl+Fuchs Group  
www.pepperl-fuchs.com

USA: +1 330 486 0001  
fa-info@us.pepperl-fuchs.com

Germany: +49 621 776 1111  
fa-info@de.pepperl-fuchs.com

Singapore: +65 6779 9091  
fa-info@sg.pepperl-fuchs.com

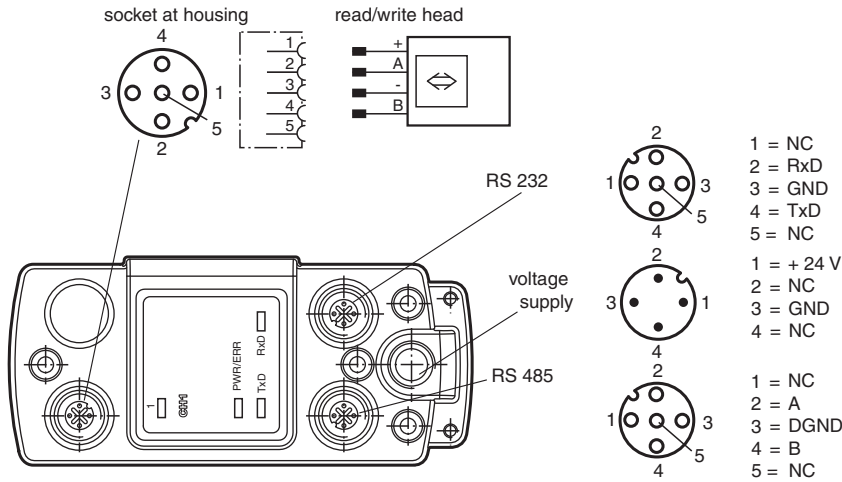
PEPPERL+FUCHS

## Technical Data

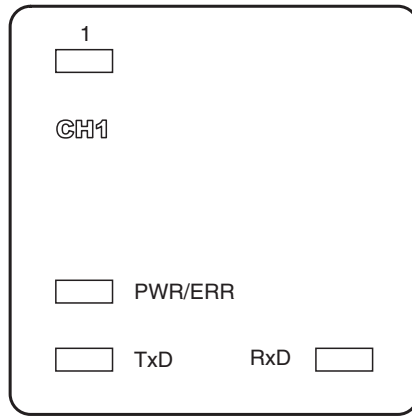
| General specifications               |  |
|--------------------------------------|--|
| Number of read/write heads           | max. 1   |
| UL File Number                       | E87056   |
| Functional safety related parameters |  |
| MTTF <sub>d</sub>                    | 160 a  |
| Mission Time (T <sub>M</sub> )       | 10 a   |
| Diagnostic Coverage (DC)             | 0 %  |
| Indicators/operating means           |  |
| LED 1                                | Status indicator for read/write head<br>green: command at read/write head active<br>yellow: approx. 1 second long, if command was successfully executed                              |
| LED CH1                              | green: read head detected<br>red: Configuration error  |
| LED PWR/ERR                          | green: power on<br>red: Hardware fault   |
| LED TxD                              | green: flashes in rhythm with the transmitted data   |
| LED RxD                              | green: flashes in rhythm of receiving data   |
| Electrical specifications            |  |
| Rated operating voltage              | U <sub>e</sub> 20 ... 30 V DC , PELV   |
| Ripple                               | ≤ 10 % at 30 V DC  |
| Current consumption                  | ≤ 4 A incl. read/write heads   |
| Power consumption                    | P <sub>0</sub> 2 W Without read/write head   |
| Galvanic isolation                   | basic insulation acc. to DIN EN 50178, rated insulation voltage of 50 V <sub>eff</sub>   |
| Interface 1                          |  |
| Interface type                       | serial   |
| Physical                             | RS-485   |
| Protocol                             | ASCII  |
| Transfer rate                        | 1200; 2400; 4800; 9600; 19200; 38400 Bit/s   |
| Interface 2                          |  |
| Interface type                       | serial   |
| Physical                             | RS 232   |
| Protocol                             | ASCII  |
| Transfer rate                        | 1200; 2400; 4800; 9600; 19200; 38400 Bit/s   |
| Directive conformity                 |  |
| Electromagnetic compatibility        |  |
| Directive 2014/30/EU                 | EN 61000-6-2:2005, EN 61000-6-4:2007   |
| Standard conformity                  |  |
| Degree of protection                 | IEC 60529:2001   |
| Ambient conditions                   |  |
| Ambient temperature                  | -25 ... 70 °C (-13 ... 158 °F)   |
| Storage temperature                  | -40 ... 85 °C (-40 ... 185 °F)   |
| Climatic conditions                  | air humidity max. 96 %<br>Salt spray resistant to EN 60068-2-52  |
| Shock and impact resistance          | Oscillation (Sine): 5 g, 10 - 1000 Hz to EN 60068-2-6<br>Shock (Half-sine): 30 g, 11 ms in accordance with EN 60068-2-27   |
| Mechanical specifications            |  |
| Degree of protection                 | IP67   |
| Connection                           | read/write head: M12 plug connection, 4-pin, screened,<br>Power supply: M12 connector<br>Protective earth: M4 earthing screw<br>RS 232: M12 plug connection<br>RS 485: M12 connector |
| Material                             |  |
| Housing                              | powder coated aluminum   |
| Installation                         | screw fixing   |
| Mass                                 | approx. 300 g  |

Release date: 2020-03-27 Date of issue: 2020-03-27 Filename: 204979\_eng.pdf

Connection



Assembly



Accessories

|  |                                 |  |
|--|---------------------------------|--|
|  | <b>V1S-G-0,15M-PUR-ABG-SUBD</b> | Adapter M12 on Sub-D for PC connection with null modem cable |
|  | <b>V1-G-5M-PUR-ABG-V1-W</b>     | Connecting cable, M12 to M12, PUR cable 4-pin, shielded      |
|  | <b>V1-G-10M-PUR-ABG-V1-W</b>    | Connecting cable, M12 to M12, PUR cable 4-pin, shielded      |
|  | <b>ICZ-MH05-SACB-8</b>          | Mounting aid for DIN rail                                    |
|  | <b>RFIDControl</b>              | Software for RFID identification systems                     |
|  | <b>RFIDControl</b>              | Hot water appliances   |
|  | <b>V1S-G-5M-PUR-ABG-SUBD9</b>   | Adapter, M12 x 1, to sub-D, 9-pin                            |

Release date: 2020-03-27 Date of issue: 2020-03-27 Filename: 204979\_eng.pdf