



Model Number

NMB10-18GM55-Z4-C4-300MM-V1

Features

- 10 mm flush
- Increased operating distance
- Stainless steel sensing face
- 2-wire DC
- Weld field immune
- Weld slag resistant coating
- Pigtail quick disconnect

Accessories

AB-18

Mounting aid

V1-G-OR2M-POC

Female cordset, M12, 4-pin, TPE cable, welding-bead resistant

Technical Data

General specifications

Switching function		Normally open (NO)
Output type		Two-wire
Rated operating distance	s_n	10 mm
Installation		flush
Output polarity		DC
Assured operating distance	s_a	0 ... 8.1 mm
Actuating element		Ferrous and nonferrous targets
Reduction factor r_{Al}		0
Reduction factor r_{Cu}		0
Reduction factor r_{304}		0.8
Reduction factor r_{St37}		1
Reduction factor r_{Brass}		0
Output type		2-wire

Nominal ratings

Operating voltage	U_B	6 ... 30 V DC
Switching frequency	f	1 Hz
Hysteresis	H	3 ... 15 typ. 5 %
Reverse polarity protection		reverse polarity-conductive
Short-circuit protection		yes
Voltage drop	U_d	< 3 V DC
Operating current	I_L	2 ... 100 mA
Off-state current	I_r	< 400 μ A
Switching state indicator		LED, red
Mag. Field strength, AC fields		250 mT
Mag. Field strength, DC fields		250 mT

Ambient conditions

Ambient temperature		-25 ... 70 °C (-13 ... 158 °F)
---------------------	--	--------------------------------

Mechanical specifications

Connection type		300 mm POC cable with 3-pin , M12 x 1 connector
Core cross-section		0.34 mm ²
Housing material		Xylan coated - Stainless steel 1.4305 / AISI 303
Sensing face		Xylan coated - Stainless steel 1.4305 / AISI 303
Degree of protection		IP67

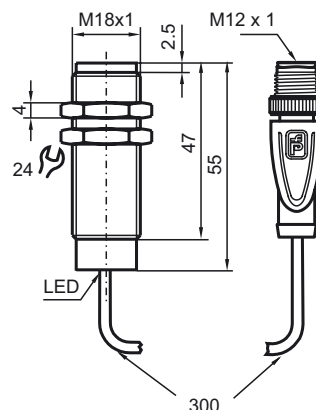
Compliance with standards and directives

Standard conformity		
Standards		EN 60947-5-2:2007 EN 60947-5-2/A1:2012 IEC 60947-5-2:2007 IEC 60947-5-2 AMD 1:2012

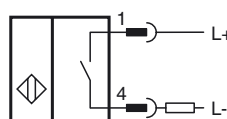
Approvals and certificates

UL approval	cULus Listed, General Purpose
CSA approval	cCSAus Listed, General Purpose
CCC approval	CCC approval / marking not required for products rated \leq 36 V

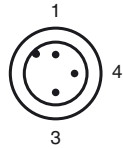
Dimensions



Electrical Connection

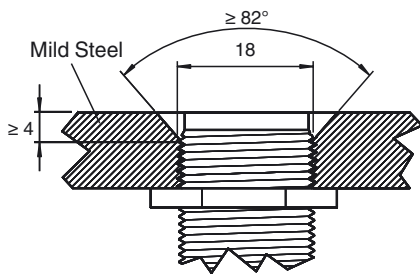


Pinout



Wire colors in accordance with EN 60947-5-2

1		BN	(brown)
3		BU	(blue)
4		BK	(black)



Sensor face is flush with mounting surface.