



Model Number

SJ5-G-N

Features

- 5 mm slot width

Technical Data

General specifications

Switching function	Normally closed (NC)
Output type	NAMUR
Slot width	5 mm
Depth of immersion (lateral)	5 ... 7 mm , typ. 6 mm
Output type	2-wire

Nominal ratings

Nominal voltage	U_0	8.2 V (R_i approx. 1 k Ω)
Operating voltage	U_B	5 ... 25 V
Switching frequency	f	0 ... 2000 Hz
Hysteresis	H	0.05 ... 0.65 mm

Design data

Current consumption		
Measuring plate not detected		≥ 3 mA at nominal voltage
Measuring plate detected		≤ 1 mA at nominal voltage

Functional safety related parameters

MTTF _d	9060 a
Mission Time (T_M)	20 a
Diagnostic Coverage (DC)	0 %

Ambient conditions

Ambient temperature	-25 ... 100 °C (-13 ... 212 °F)
---------------------	---------------------------------

Mechanical specifications

Connection type	flexible leads LiY , 500 mm
Core cross-section	0.14 mm ²
Housing material	PBT
Degree of protection	IP67

General information

Use in the hazardous area	see instruction manuals
Category	1G; 2G; 1D

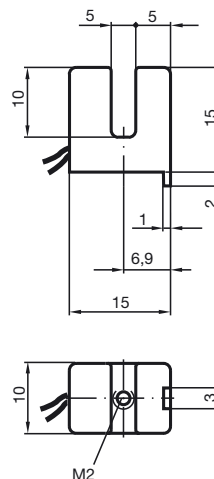
Compliance with standards and directives

Standard conformity	
NAMUR	EN 60947-5-6:2000 IEC 60947-5-6:1999
Standards	EN 60947-5-2:2007 EN 60947-5-2/A1:2012 IEC 60947-5-2:2007 IEC 60947-5-2 AMD 1:2012

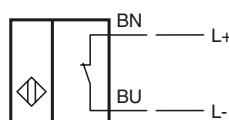
Approvals and certificates

UL approval	cULus Listed, General Purpose
Ordinary Location	E87056
Hazardous Location	E501628
Control drawing	116-0453
CSA approval	cCSAus Listed, General Purpose
CCC approval	CCC approval / marking not required for products rated ≤ 36 V


Dimensions




Electrical Connection




Equipment protection level Ga

CE marking	CE 0102	
ATEX marking	 II 1G Ex ia IIC T6...T1 Ga The Ex-related marking can also be printed on the enclosed label.	
Standards	EN 60079-0:2012+A11:2013, EN 60079-11:2012 Ignition protection "Intrinsic safety" Use is restricted to the following stated conditions	
Appropriate type	SJ5-...-N...	
Effective internal capacitance C_i	≤ 50 nF ; a cable length of 10 m is considered.	
Effective internal inductance L_i	≤ 250 μ H ; a cable length of 10 m is considered.	
Highest permissible ambient temperature	Details of the correlation between the type of circuit connected, the maximum permissible ambient temperature, the temperature class, and the effective internal reactance values can be found on the EU-type examination certificate. Note: Use the temperature table for category 1 !!! The 20 % reduction in accordance with EN 1127-1 has already been applied to the temperature table for category 1.	

Equipment protection level Gb

CE marking	CE 0102	
ATEX marking	 II 1G Ex ia IIC T6...T1 Ga The Ex-related marking can also be printed on the enclosed label.	
Standards	EN 60079-0:2012+A11:2013, EN 60079-11:2012 Ignition protection "Intrinsic safety" Use is restricted to the following stated conditions	
Appropriate type	SJ5-...-N...	
Effective internal capacitance C_i	≤ 50 nF ; a cable length of 10 m is considered.	
Effective internal inductance L_i	≤ 250 μ H ; a cable length of 10 m is considered.	
Maximum permissible ambient temperature T_{amb}	Details of the correlation between the type of circuit connected, the maximum permissible ambient temperature, the temperature class, and the effective internal reactance values can be found on the EU-type examination certificate.	

Equipment protection level Da

CE marking	CE 0102	
ATEX marking	 II 1D Ex ia IIIC T135°C Da The Ex-related marking can also be printed on the enclosed label.	
Standards	EN 60079-0:2012+A11:2013, EN 60079-11:2012 Ignition protection "Intrinsic safety" Use is restricted to the following stated conditions	
Appropriate type	SJ5-...-N...	
Effective internal capacitance C_i	≤ 50 nF ; a cable length of 10 m is considered.	
Effective internal inductance L_i	≤ 250 μ H ; a cable length of 10 m is considered.	