



### Model Number

NMB5-18GM65-Z0-NFE-V1

### Features

- Stainless steel sensing face
- Sensing range 5 mm
- 2-wire DC
- Nonferrous targets

### Accessories

#### V1-W-2M-PUR

Female cordset, M12, 4-pin, PUR cable

#### V1-G-2M-PUR

Female cordset, M12, 4-pin, PUR cable

#### AB-18

Mounting aid

## Technical Data

### General specifications

Switching function		Normally open (NO)
Output type		Two-wire
Rated operating distance	$s_n$	5 mm
Installation		flush
Output polarity		DC
Assured operating distance	$s_a$	0 ... 4.05 mm
Actuating element		Nonferrous targets
Reduction factor $r_{Al}$		1
Reduction factor $r_{Cu}$		1.1
Reduction factor $r_{304}$		0
Reduction factor $r_{316Ti}$		0
Reduction factor $r_{St37}$		0
Reduction factor $r_{Brass}$		0.9
Output type		2-wire

### Nominal ratings

Operating voltage	$U_B$	6 ... 30 V DC
Switching frequency	$f$	30 Hz
Hysteresis	$H$	3 ... 15 typ. 5 %
Reverse polarity protection		reverse polarity tolerant
Short-circuit protection		no
Voltage drop	$U_d$	≤ 5.5 V DC
Operating current	$I_L$	2 ... 100 mA
Off-state current	$I_r$	≤ 1 mA

### Indicators/operating means

Operation indicator	4-way LED	Yellow: output
---------------------	-----------	----------------

### Ambient conditions

Ambient temperature	-40 ... 70 °C (-40 ... 158 °F)
---------------------	--------------------------------

### Mechanical specifications

Connection type	Connector plug M12 x 1, 4-pin
Housing material	Stainless steel 1.4305 / AISI 303
Sensing face	Stainless steel 1.4305 / AISI 303
Degree of protection	IP67 / IP68 / IP69K - cordset dependent according to cable specification

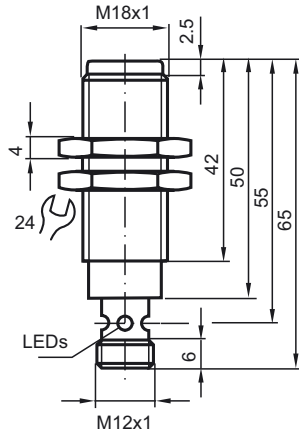
### Compliance with standards and directives

Standard conformity	
Standards	EN 60947-5-2:2007 EN 60947-5-2/A1:2012 IEC 60947-5-2:2007 IEC 60947-5-2 AMD 1:2012

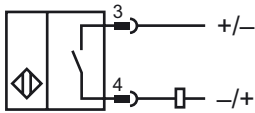
### Approvals and certificates

UL approval	cULus Listed, General Purpose
CSA approval	cCSAus Listed, General Purpose
CCC approval	CCC approval / marking not required for products rated ≤36 V

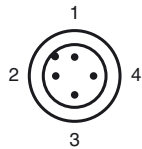
**Dimensions**



**Electrical Connection**



**Pinout**



Wire colors in accordance with EN 60947-5-2

1	BN	(brown)
2	WH	(white)
3	BU	(blue)
4	BK	(black)