

**Model Number**

**SJ3,5-N-K37**

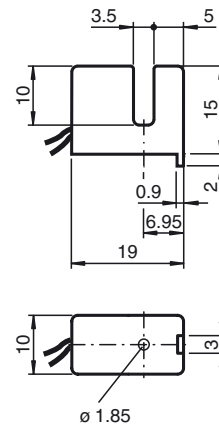
**Features**

- **Comfort series**

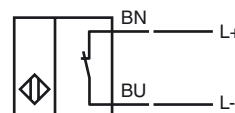
**Technical Data**

<b>General specifications</b>	
Switching function	Normally closed (NC)
Output type	NAMUR
Slot width	3,5 mm
Depth of immersion (lateral)	5 ... 7 typ. 6 mm
Output type	2-wire
<b>Nominal ratings</b>	
Nominal voltage	$U_0$ 8 V
Operating voltage	$U_B$ 5 ... 25 V
Switching frequency	f 0 ... 3000 Hz
Hysteresis	H 0.41 ... 0.6 mm
<b>Current consumption</b>	
Measuring plate not detected	$\geq$ 3 mA at nominal voltage
Measuring plate detected	$\leq$ 1 mA at nominal voltage
<b>Functional safety related parameters</b>	
MTTF <sub>d</sub>	5270 a
Mission Time (T <sub>M</sub> )	20 a
Diagnostic Coverage (DC)	0 %
<b>Ambient conditions</b>	
Ambient temperature	-25 ... 100 °C (-13 ... 212 °F)
<b>Mechanical specifications</b>	
Connection type	flexible leads LiY , 500 mm
Core cross-section	0.14 mm <sup>2</sup>
Housing material	PBT/PPS
Degree of protection	IP67
<b>General information</b>	
Use in the hazardous area	see instruction manuals
Category	2G
<b>Compliance with standards and directives</b>	
<b>Standard conformity</b>	
NAMUR	EN 60947-5-6:2000 IEC 60947-5-6:1999
<b>Standards</b>	
	EN 60947-5-2:2007 EN 60947-5-2/A1:2012 IEC 60947-5-2:2007 IEC 60947-5-2 AMD 1:2012
<b>Approvals and certificates</b>	
UL approval	cULus Listed, General Purpose
CSA approval	cCSAus Listed, General Purpose
CCC approval	CCC approval / marking not required for products rated $\leq$ 36 V

**Dimensions**




**Electrical Connection**




Release date: 2019-04-23 16:38 Date of issue: 2019-04-23 106590\_eng.xml

**Equipment protection level Gb**

CE marking	CE 0102	
ATEX marking	 II 2G Ex ia IIC T6...T1 Gb The Ex-related marking can also be printed on the enclosed label.	
Standards	EN 60079-0:2012+A11:2013, EN 60079-11:2012 Ignition protection "Intrinsic safety" Use is restricted to the following stated conditions	
Appropriate type	SJ3,5-...-N...	
Effective internal capacitance	$C_i$	$\leq 50 \text{ nF}$ ; a cable length of 10 m is considered.
Effective internal inductance	$L_i$	$\leq 250 \text{ }\mu\text{H}$ ; a cable length of 10 m is considered.
Maximum permissible ambient temperature $T_{amb}$	Details of the correlation between the type of circuit connected, the maximum permissible ambient temperature, the temperature class, and the effective internal reactance values can be found on the EU-type examination certificate.	

**Special conditions****Equipment protection level Da**

CE marking	CE 0102	
ATEX marking	 II 1D Ex ia IIIC T135°C Da The Ex-related marking can also be printed on the enclosed label.	
Standards	EN 60079-0:2012+A11:2013, EN 60079-11:2012 Ignition protection "Intrinsic safety" Use is restricted to the following stated conditions	
Appropriate type	SJ3,5-...-N...	
Effective internal capacitance	$C_i$	$\leq 50 \text{ }\mu\text{F}$ A cable length of 10 m is considered.
Effective internal inductance	$L_i$	$\leq 250 \text{ }\mu\text{H}$ A cable length of 10 m is considered.

**Special conditions**