

SWITCH DISCONNECTOR WITH FUSE IN NEW DESIGN
 IU=125A,
 UE=690V,
 4-POLE FOR LV HRC FUSE SIZE 00 4-POLE
 SWITCHABLE,
 WITHOUT FUSE WITH DOOR DRIVE 8UC7 HANDLE TI-
 GREY/BL.GREEN BASIC MASKING FRAME LIGHT GRAY



Similar to image

General technical details:

product brand name		SETRON
product designation		Switch Disconnecter with Fuses 3KL
Number of poles		4
Installation size of fuse-link		00 and 000
Installation size of disconnecting link		00 and 000
Acceptability for application		
<ul style="list-style-type: none"> • main switch • switch disconnecter • emergency stop switch • safety cut-out switch • maintenance/repair switch 		<p>Yes</p> <p>Yes</p> <p>No</p> <p>Yes</p> <p>Yes</p>
Product extension		
<ul style="list-style-type: none"> • optional / motor drive • optional / voltage trigger 		<p>No</p> <p>No</p>
Design of the operating mechanism		manual operating mechanism
Product equipment / interlock		Yes
Type from device		fixed mounting
type of voltage		AC/DC

Continuous current / rated value	A	125
Breaking capacity limit short-circuit current (I_{cu}) / at 400 V / rated value		
• optional / interlock		Yes
• auxiliary switch		Yes
Active power loss		
• maximum	W	22
• per conductor / typical	W	5
Insulation voltage / rated value	V	1,000
Impulse voltage resistance / rated value	V	8,000
Item designation		
• according to DIN EN 61346-2		Q
• according to DIN 40719 extendable after IEC 204-2 / according to IEC 750		Q
Fuse system		LV HRC fuse

Main circuit:






Design of the electrical connection		
• for main current circuit		flat connector
Number of poles / for main current circuit		4
Operating current		
• at AC-21		
• at 500 V / rated value	A	125
• at 690 V / rated value	A	125
• rated value	A	125
• at AC-22 A		
• at 400 V / rated value	A	125
• at 500 V / rated value	A	125
• at 690 V / rated value	A	125
• at AC-23 A		
• at 400 V / rated value	A	125
• at 500 V / rated value	A	125
• at 690 V / rated value	A	125
• at AC-3 / at 400 V		
• rated value	A	125
• at DC-23 A		
• at 400 V / rated value	A	125
Service power		
• at AC-23 A		
• at 400 V / at 50/60 Hz / rated value	W	65,000
• at 500 V / at 50/60 Hz / rated value	W	65,000

• at 690 V / at 50/60 Hz / rated value	W	90,000
Operating voltage / for DC / rated value	V	440
Operating voltage / at 50/60 Hz / for AC / rated value	V	690

Auxiliary circuit:		
Number of NC contacts / for auxiliary contacts		0
Number of NO contacts / for auxiliary contacts		0
Number of change-over switches / for auxiliary contacts		0

Installation/mounting/dimensions:		
mounting position		any
Protection against electrical shock		finger-safe
Design of the load switch		
• Strip form		No
Type of the driving mechanism		
• motor drive		No
Type of mounting		surface mounting and installation
• Rail installation		No
• front mounting with central fixation		No
• front mounting with 4-hole fixation		No
Width	mm	215
Height	mm	106
Depth	mm	143

Ambient conditions:		
Ambient temperature		
• during operating	°C	-25 ... +55
• during storage	°C	-50 ... +80
Protection class IP		IP00
Verification of suitability		CE

Certificates/approvals:					
General Product Approval		Test Certificates	Shipping Approval		
		Special Test Certificate			
CCC	GOST		BUREAU VERITAS	GL	LRS
other					
Declaration of Conformity	other	Environmental Confirmations			

Further information:

Information- and Downloadcenter (Catalogs, Brochures,...)

<http://www.siemens.com/lowvoltage/catalogs>

Industry Mall (Online ordering system)

<http://www.siemens.com/lowvoltage/mall>

Service&Support (Manuals, Certificates, Characteristics, FAQs,...)

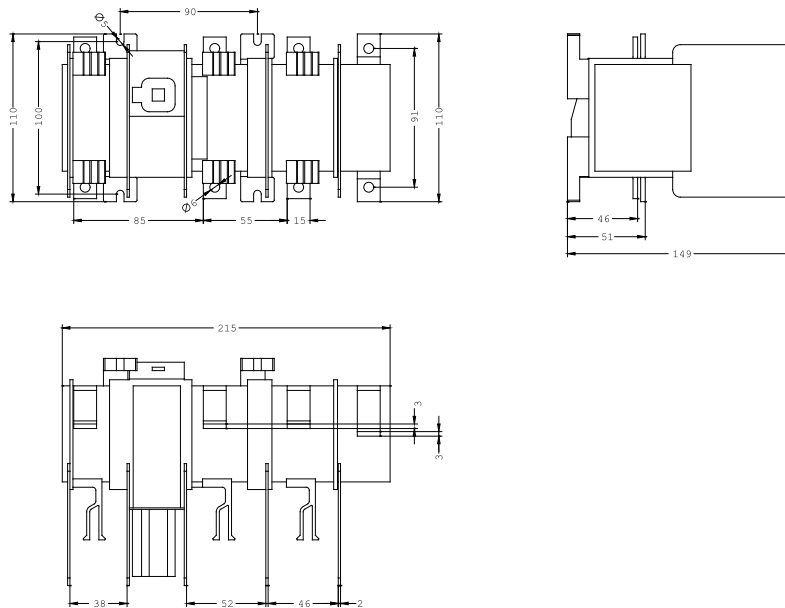
<http://support.automation.siemens.com/WW/view/en/3KL5240-1GB01/all>

Image database (product images, 2D dimension drawings, 3D models, device circuit diagrams, ...)

http://www.automation.siemens.com/bilddb/cax_en.aspx?mlfb=3KL5240-1GB01

CAX-Online-Generator

<http://www.siemens.com/cax>



last change:

Nov 5, 2012