

# Control interface unit IC-KP2-1HB6-V15B



- LED status indicator of bus communication and read/write head

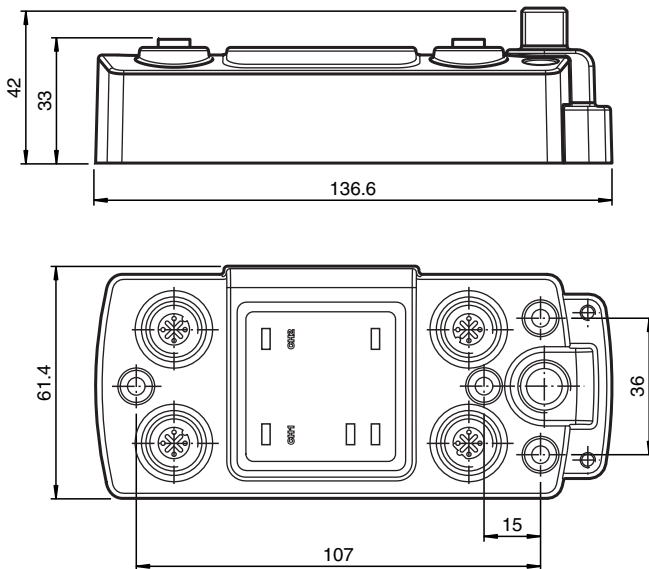
Control interface unit IDENTControl Compact with PROFIBUS DP interface



## Function

The RFID identification system IDENTControl Compact from Pepperl+Fuchs offers a vast number of benefits compared to other systems, thanks to its innovative design. The control interfaces IDENTControl and IDENTControl Compact make up the core of the system. With its integrated interfaces to all commercially available fieldbus systems such as PROFIBUS, PROFINET, Ethernet, EtherCAT, CC-Link, serial connections (RS 232 or RS 485) and numerous connection options for read/write heads available for frequency ranges LF, HF and UHF, the IDENTControl Compact control interface can be easily and flexibly adapted to your requirements. LEDs on the front of the housing indicate bus communication, connected read/write heads and active read/write commands. Reliability of the application is further increased by using trigger sensors. The system is equally suited for use in control cabinets and field use in IP67. The interface to the higher-level fieldbus is integrated in the housing, and all connections are designed such that they are pluggable. This enables simple installation and quick, problem-free replacement in case of device failure. The consistent EMC design, with metal housing, grounding and shielded wires, offers a high degree of reliability.

## Dimensions



Release date: 2020-03-27 Date of issue: 2020-03-27 Filename: 200874\_eng.pdf

Refer to "General Notes Relating to Pepperl+Fuchs Product Information".

Pepperl+Fuchs Group  
www.pepperl-fuchs.com

USA: +1 330 486 0001  
fa-info@us.pepperl-fuchs.com

Germany: +49 621 776 1111  
fa-info@de.pepperl-fuchs.com

Singapore: +65 6779 9091  
fa-info@sg.pepperl-fuchs.com

**pf** PEPPERL+FUCHS

## Technical Data

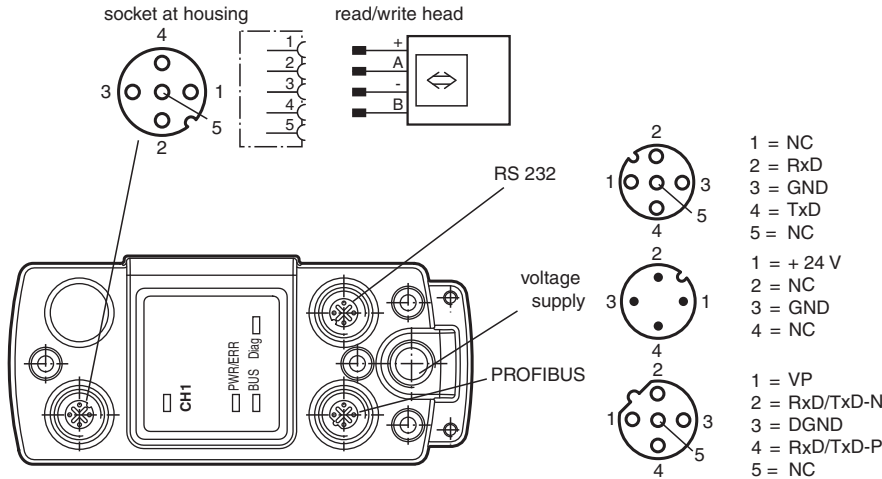
General specifications	
Number of read/write heads	max. 1
UL File Number	E87056
Functional safety related parameters	
MTTF <sub>d</sub>	140 a
Mission Time (T <sub>M</sub> )	10 a
Diagnostic Coverage (DC)	0 %
Indicators/operating means	
LED BUS	green: Slave is at state "Data Exchange" red: Bus error
LED Diag	No function
LED 1	Status indicator for read/write head green: command at read/write head active yellow: approx. 1 second long, if command was successfully executed
LED CH1	green: read head detected red: Configuration error
LED PWR/ERR	green: power on red: Hardware fault
Rotary switch	Address setting 00 ... 7E, FF (hexadecimal) BUS Address (high nibble): 0 ... 7, F BUS Address (low nibble): 0 ... F
Electrical specifications	
Rated operating voltage	U <sub>e</sub> 20 ... 30 V DC , PELV
Ripple	≤ 10 % at 30 V DC
Current consumption	≤ 4 A incl. read/write heads
Power consumption	P <sub>0</sub> 2 W Without read/write head
Galvanic isolation	basic insulation acc. to DIN EN 50178, rated insulation voltage of 50 V <sub>eff</sub>
Interface 1	
Interface type	PROFIBUS
Physical	RS-485
Protocol	PROFIBUS DP acc. to EN 50170
Transfer rate	9.6; 19.2; 93.75; 187.5; 500; 1500 kBit/s 3; 6; 12 Mbit/s self-synchronizing
Interface 2	
Interface type	Diagnostic Interface
Physical	RS 232
Protocol	ASCII
Transfer rate	38.4 kBit/s
Directive conformity	
Electromagnetic compatibility	
Directive 2014/30/EU	EN 61000-6-2:2005, EN 61000-6-4:2007
Standard conformity	
Degree of protection	IEC 60529:2001
Ambient conditions	
Ambient temperature	-25 ... 70 °C (-13 ... 158 °F)
Storage temperature	-40 ... 85 °C (-40 ... 185 °F)
Climatic conditions	air humidity max. 96 % Salt spray resistant to EN 60068-2-52
Shock and impact resistance	Oscillation (Sine): 5 g, 10 - 1000 Hz to EN 60068-2-6 Shock (Half-sine): 30 g, 11 ms in accordance with EN 60068-2-27
Mechanical specifications	
Degree of protection	IP67
Connection	read/write head: M12 plug connection, 4-pin, screened, Power supply: M12 connector Protective earth: M4 earthing screw Diagnostic RS 232: M12 connector PROFIBUS: M12 connector, B-coded
Material	

Release date: 2020-03-27 Date of issue: 2020-03-27 Filename: 200874\_eng.pdf

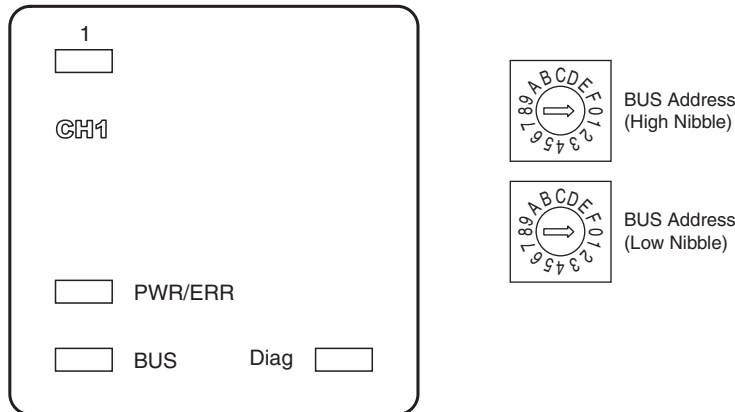
**Technical Data**

Housing	powder coated aluminum
Installation	screw fixing
Mass	approx. 300 g

**Connection**



**Assembly**






**Accessories**

	<b>V1-G-5M-PUR-ABG-V1-W</b>	Connecting cable, M12 to M12, PUR cable 4-pin, shielded
	<b>V1-G-10M-PUR-ABG-V1-W</b>	Connecting cable, M12 to M12, PUR cable 4-pin, shielded
	<b>ICZ-2T/TR-0,2M-PUR-ABG-V15B-G</b>	Terminal cable for PROFIBUS with terminal resistor
	<b>V15B-G-5M-PUR-ABG-V15B-G</b>	PROFIBUS bus cable, M12 to M12, PUR cable
	<b>V15B-G-10M-PUR-ABG-V15B-G</b>	PROFIBUS bus cable, M12 to M12, PUR cable

Release date: 2020-03-27 Date of issue: 2020-03-27 Filename: 200874\_eng.pdf

**Accessories**

	<b>ICZ-MH05-SACB-8</b>	Mounting aid for DIN rail
	<b>V1S-G-0,15M-PUR-ABG-SUBD</b>	Adapter M12 on Sub-D for PC connection with null modem cable
	<b>V1S-G-5M-PUR-ABG-SUBD9</b>	Adapter, M12 x 1, to sub-D, 9-pin