



Model Number

OIT300-F113-B12-CB2

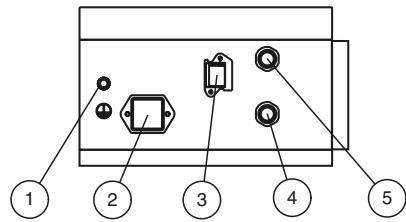
Features

- High-temperature code carrier up to 500 °C (932 °F)
- Sturdy and compact design
- Integrated illumination
- Large sensing range
- High depth of focus

Function

The stationary scanner OIT300-F113-B12-CB2 is an optical identification system using the methods of industrial image processing, which finds application in automated manufacturing processes. For this reason, the high-temperature identification system OIT is fitted with code carriers with massive metal plates provided with a perforated matrix, which can withstand temperatures up to 500 °C and high mechanical loads. Simple installation as well as commissioning without complicated and long-winded TEACH-IN enable fast application. Plug-in connections for fast exchange of devices and the control with simple command sets through an Ethernet interface ensure very easy operation. A scratch resistant quartz glass pane, which can be replaced, if and when required, as well as the stable metal housing turn the OIT300-F113-B12-CB2 into a robust and powerful identification system.

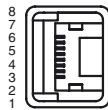
Indicating / Operating means



1	Grounding screw
2	Power supply
3	Network
4	Trigger
5	external illumination

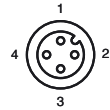
Electrical connection

8-pin Network connection
(LAN)



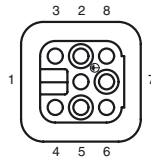
Pin	Signal
1	Transmit data (+)
2	Transmit data (-)
3	Receive data (+)
4	not assigned
5	not assigned
6	Receive data (-)
7	not assigned
8	not assigned

4-pin M12 socket
(external illumination)



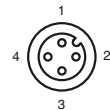
Pin	Signal
1	24 V power supply
2	Laser control
3	Ground
4	Illumination control

8-pin Harting connection
(Process)



Pin	Signal
1	Composite error output
2	External ground
3	Mode bit 1
4	Mode bit 0
5	24 V external power supply
6	24 V device power supply
7	Trigger release input
8	Device ground

4-pin M12 socket
(Trigger)



Pin	Signal
1	24 V power supply
2	not assigned
3	Ground
4	Trigger signal

Technical data

General specifications	
Light source	Integrated LED lightning
Light type	infrared

Release date: 2019-08-23 11:04 Date of issue: 2019-08-23 211114_eng.xml

Symbologies	Hole matrix Value range: 4-digit numerical, between 1 and 4095 Code carrier size: 80 mm x 36 mm
Read distance	adjustable 100 ... 270 mm
Depth of focus	± 50 mm
Reading field	210 mm x 160 mm at max. read distance
Evaluation frequency	5 Hz
Target velocity	triggered ≤ 0.5 m/s
Functional safety related parameters	
MTTF _d	51 a
Mission Time (T _M)	10 a
Diagnostic Coverage (DC)	0 %
Indicators/operating means	
Operation indicator	LED green: supply LED green: ready
Function indicator	Yellow LED: trigger Yellow LED: code read Red LED: pre-fault Red LED: group error
Electrical specifications	
Operating voltage	U _B 24 V DC ± 15% , PELV
Operating current	I _B 250 mA without output drivers
Interface	
Physical	Ethernet
Protocol	TCP/IP
Transfer rate	100 MBit/s
Input	
Input voltage	to be applied externally 24 V ± 15% PELV
Number/Type	1 trigger input 2 control unit inputs , optically decoupled
Input current	approx. 1 mA at 24 V DC
Output	
Number/Type	1 electronic output, PNP, optically decoupled
Switching voltage	to be applied externally 24 V ± 15 % PELV
Switching current	100 mA each output
Ambient conditions	
Ambient temperature	0 ... 45 °C (32 ... 113 °F)
Storage temperature	-20 ... 60 °C (-4 ... 140 °F)
Mechanical specifications	
Degree of protection	IP64
Connection	8-pin Harting HAN RJ-45 2 x 5-pin M12 socket Supplied ferrite sleeve for suppression of the Ethernet cable
Material	
Housing	diecast aluminum powder coated
Mass	approx. 4000 g
Compliance with standards and directives	
Directive conformity	
EMC Directive 2004/108/EC	EN 61326-1 , EN 61000-6-4
Standard conformity	
Noise immunity	EN 61326-1
Emitted interference	EN 61000-6-4:2007/A1:2011
Degree of protection	EN 60529
Approvals and certificates	
EAC conformity	TR CU 020/2011

Accessories**OIC-C11V4A-CB2**

Code carrier for optical high-temperature identification system, stainless steel

V8HAN-G-10M-PVC-ABG

Female cordset, Harting, 8-pin, shielded, PVC cable

V45-GP-10M-PUR-ABG-V45-G

Connecting cable, RJ-45 to RJ-45, PUR cable

V45-GP

Field-attachable "Push-Pull" connector

V45-G

Field-attachable male connector

V1S-G-10M-PVC

Cable connector, M12, 4-pin, PVC cable

V8HAN-G

Female connector, Harting, 8-pin, field attachable

OITControl

Software for OIT high temperature identification system

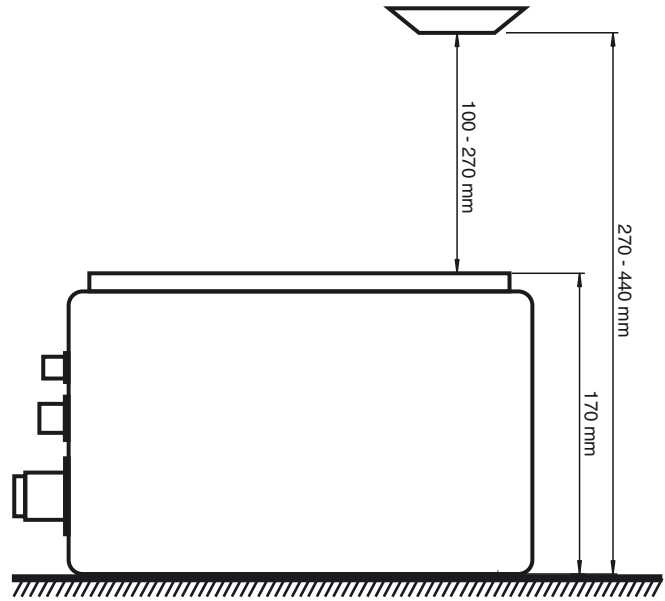
OIZ-FG500

Replacement glass for series OIT300, OIT500 and OIT1500

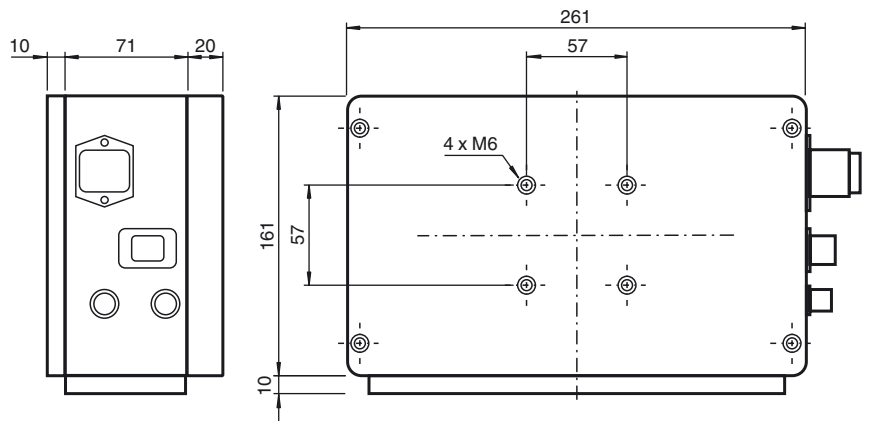
Other suitable accessories can be found at www.pepperl-fuchs.com



Notes



Dimensions



Release date: 2019-08-23 11:04 Date of issue: 2019-08-23 211114_eng.xml

Refer to "General Notes Relating to Pepperl+Fuchs Product Information".