



Model Number

NBN25-30GM50-E0-V1-M

Features

- 25 mm non-flush
- Extended temperature range -40 ... +85 °C
- E1-Type approval
- Increased noise immunity 100 V/m
- With increased sealing, protection class IP68 / IP69K
- Highly shock and vibration resistant

Accessories

BF 30

Mounting flange, 30 mm

V1-G

Female connector, M12, 4-pin, field attachable

V1-W

Female connector, M12, 4-pin, field attachable

V1-G-2M-PUR

Female cordset, M12, 4-pin, PUR cable

V1-W-2M-PUR

Female cordset, M12, 4-pin, PUR cable

Technical Data

General specifications

Switching function	Normally open (NO)
Output type	NPN
Rated operating distance	s_n 25 mm
Installation	non-flush
Output polarity	DC
Assured operating distance	s_a 0 ... 20.25 mm
Reduction factor r_{Al}	0.5
Reduction factor r_{Cu}	0.45
Reduction factor r_{304}	0.7
Reduction factor r_{Brass}	0.5
Output type	3-wire

Nominal ratings

Installation conditions	
A	28 mm
B	40 mm
C	75 mm
F	120 mm
Operating voltage	U_B 5 ... 60 V
Switching frequency	f 0 ... 200 Hz
Hysteresis	H typ. 5%
Reverse polarity protection	reverse polarity protected
Short-circuit protection	pulsing
Inductive overvoltage protection	yes
Surge suppression	yes
Voltage drop	U_d ≤ 2 V
Rated insulation voltage	U_{BIS} 60 V
Operating current	I_L 0 ... 200 mA
Off-state current	I_r 0 ... 0.5 mA typ. 6 μ A at 25 °C
No-load supply current	I_0 ≤ 7 mA
Time delay before availability	t_v ≤ 220 ms
Switching state indicator	Multihole-LED, yellow

Functional safety related parameters

MTTF _d	830.5 a
Mission Time (T_M)	20 a
Diagnostic Coverage (DC)	0 %

Ambient conditions

Ambient temperature	-40 ... 85 °C (-40 ... 185 °F)
Storage temperature	-40 ... 85 °C (-40 ... 185 °F)

Mechanical specifications

Connection type	Connector plug M12 x 1 , 3-pin
Housing material	brass, nickel-plated
Sensing face	PBT
Degree of protection	IP68 / IP69K
Mass	94 g

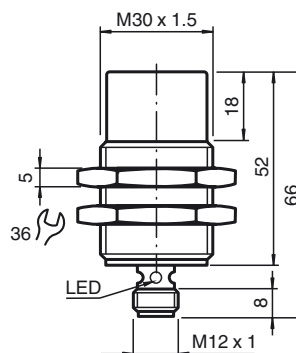
Compliance with standards and directives

Standard conformity	
Standards	EN 60947-5-2:2007 EN 60947-5-2/A1:2012 IEC 60947-5-2:2007 IEC 60947-5-2 AMD 1:2012

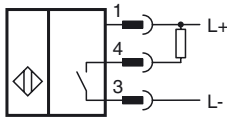
Approvals and certificates

EAC conformity	TR CU 020/2011
UL approval	cULus Listed, General Purpose, Class 2 Power Source
CSA approval	cCSAus Listed, General Purpose, Class 2 Power Source
CCC approval	Certified by China Compulsory Certification (CCC)
E1 Type approval	10R-04

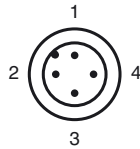
Dimensions



Electrical Connection



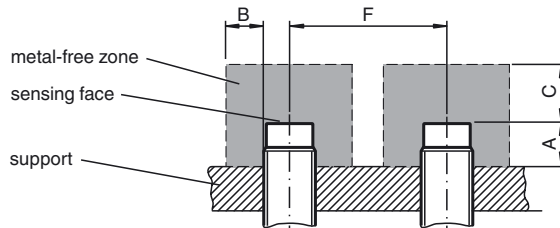
Pinout



Wire colors in accordance with EN 60947-5-2

1	BN	(brown)
2	WH	(white)
3	BU	(blue)
4	BK	(black)

Installation Conditions



Installation Hint

Interference immunity in accordance with
DIN ISO 11452-2: 100 V/m
Frequency band 20 MHz up to 2 GHz

Mains-borne interference in accordance with ISO 7637-2: Pulse

	1	2a	2b	3a	3b	4	5
Severity level	III	III	III	III	III	III	III
Failure criterion	C	A	C	A	A	A	B

EN 61000-4-2:	CD: 8 kV / AD: 15 kV
Severity level	IV
EN 61000-4-3:	30 V/m (80...2500 MHz)
Severity level	IV
EN 61000-4-4:	2 kV
Severity level	III
EN 61000-4-6:	10 V (0.01...80 MHz)
Severity level	III
EN 55011:	Class A

Release date: 2020-03-06 10:48 Date of issue: 2020-03-06 240192_eng.xml