



Model Number

CBN15-F64-A2-1M-V1

Features

- 15 mm non-flush
- Flat housing
- Switching distance adjustable between 2 mm ... 15 mm

Accessories

MH-F64
Mounting plate

Technical Data

General specifications

Switching function		complementary
Output type		PNP
Rated operating distance	s_n	15 mm
Installation		non-flush
Output polarity		DC
Assured operating distance	s_a	0 ... 10.8 mm
Actual operating distance	s_r	13.5 ... 16.5 mm
Output type		4-wire

Nominal ratings

Installation conditions		
B		15 mm
C		30 mm
F		45 mm / 60 mm
Operating voltage	U_B	10 ... 30 V DC
Switching frequency	f	0 ... 100 Hz
Hysteresis	H	1 ... 10 typ. 5 %
Reverse polarity protection		reverse polarity protected
Short-circuit protection		pulsing
		$I_{max} \leq 500$ mA
Voltage drop	U_d	≤ 2 V
Repeat accuracy	R	≤ 1.5 mm
Design data		
Operating current	I_L	0 ... 100 mA
Off-state current	I_r	0 ... 50 μ A typ. 5 μ A
No-load supply current	I_0	≤ 15 mA
Switching state indicator		LED, yellow

Functional safety related parameters

MTTF _d	941 a
Mission Time (T _M)	20 a
Diagnostic Coverage (DC)	0 %

Indicators/operating means

Potentiometer	sensitivity adjustment
---------------	------------------------

Ambient conditions

Ambient temperature	-25 ... 70 °C (-13 ... 158 °F)
Storage temperature	-40 ... 85 °C (-40 ... 185 °F)

Mechanical specifications

Connection type	Cable connector M12 x 1, 4-pin PUR, L = 1 m
Core cross-section	0.34 mm ²
Housing material	PBT
Sensing face	PBT
Degree of protection	IP67
Tightening torque, housing screws	≤ 2 Nm
Note	Screw-in depth of housing screws, max. 8 mm

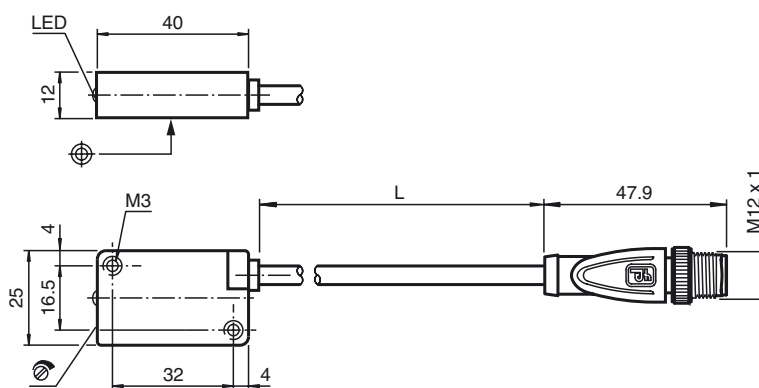
Compliance with standards and directives

Standard conformity	
Standards	EN 60947-5-2:2007 EN 60947-5-2/A1:2012 IEC 60947-5-2:2007 IEC 60947-5-2 AMD 1:2012

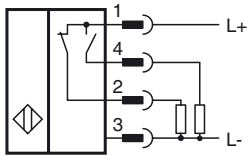
Approvals and certificates

UL approval	cULus Listed, General Purpose
CCC approval	CCC approval / marking not required for products rated ≤ 36 V

Dimensions



Electrical Connection



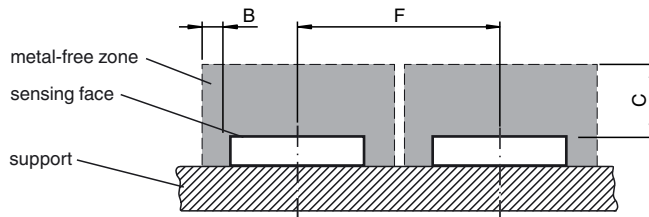
Pinout



Wire colors in accordance with EN 60947-5-2

1	BN	(brown)
2	WH	(white)
3	BU	(blue)
4	BK	(black)

Installation Conditions



Release date: 2019-07-09 13:05 Date of issue: 2019-07-09 263269_eng.xml